




SMART DETAILS

WBS | WEATHER AND BUILDING SITE PROTECTION



WBS

WEATHER AND BUILDING SITE PROTECTION

**SMART
DETAILS
GREAT
SOLUTIONS!**

 **scafom-rux**

Management

Volker Rux
Managing Director


+49 (0)2331 47 09-100
+49 (0)151 16 20 65 00
volker.rux@scafom-rux.de

Marco Hiby
Sales Management


+49 (0)2331 47 09-200
+49 (0)151 16 20 65 01
marco.hiby@scafom-rux.de

Engineering

Michael Nordmeier
Technical Manager


+49 (0)2331 47 09-310
+49 (0)170 91 67 007
michael.nordmeier@scafom-rux.de

Anja Brüne-Bernard
Technical Department


+49 (0)2331 47 09-320
anja.brune-bernard@scafom-rux.de

Rental

Stephan Winterhoff
Rental Manager


+49 (0)2331 47 09-114
+49 (0)171 56 57 432
stephan.winterhoff@scafom-rux.de

Philine Lülting
Rental


+49 (0)2331 47 09-204
philine.lueling@scafom-rux.de

Heiko Ulrich
Rental


+49 (0)2331 47 09-205
heiko.ulrich@scafom-rux.de

**SMART DETAILS
GREAT SOLUTIONS!**



NEWS,
INFORMATION,
DOWNLOADS,
MOVIES, EVENTS,
WORKSHOPS,
PROJECTS:
SCAFOM-RUX.DE

Sales Department

Rainer Krüger
Sales Manager Germany


+49 (0)2331 47 09-210
+49 (0)151 16 20 65 03
rainer.krueger@scafom-rux.de

Marina Calamonte
Sales


+49 (0)2331 47 09-253
marina.calamonte@scafom-rux.de

Udo Lülting
Sales


+49 (0)2331 47 09-230
udo.lueling@scafom-rux.de

Tim Tempelmann
Sales


+49 (0)2331 47 09-258
tim.tempelmann@scafom-rux.de

Lars Kretzschmar
Sales


+49 (0)2331 47 09-251
lars.kretzschmar@scafom-rux.de

Daniel Hesbacher
Sales


+49 (0)2331 47 09-255
daniel.hesbacher@scafom-rux.de


Sales Representatives

Andreas Hoffmann
PLZ: 0/98-99


+49 (0)351 33 602-65
+49 (0)151 16 20 41 08
andreas.hoffmann@scafom-rux.de

Jörn Winkler
PLZ: 2 (w/o 23923-23996)


+49 (0)441 68 26 82
+49 (0)151 16 20 65 04
joern.winkler@scafom-rux.de

Thomas Venn
PLZ: 3/48-49/57-59/586-589


+49 (0)2331 47 09-245
+49 (0)151 16 20 41 09
thomas.venn@scafom-rux.de

Frank Wiemann
PLZ: 50-56/580-585


+49 (0)2331 47 09-242
+49 (0)151 16 20 41 07
frank.wiemann@scafom-rux.de

Helmut Blauth
PLZ: 6/7/88-89


+49 (0)160 90 14 28 51
helmut.blauth@scafom-rux.de

Boris Hohl
PLZ: 40-47 Rheinland Süd


+49 (0)2331 47 09-243
+49 (0)151 14 77 39 20
boris.hohl@scafom-rux.de

Wulf D. Basse
PLZ: 1/23923-23996


+49 (0)30 515888-22
+49 (0)172 2121100
wulf.basse@scafom-rux.de

Mirko Langer
PLZ: 80-87/90-97


+49 (0)8664 32 50 42
+49 (0)151 14 77 39 22
mirko.langer@scafom-rux.de

René van Elten
PLZ: 40-47 Rheinland Nord


+49 (0)2331 47 09-244
+49 (0)151 14 77 39 23
rene.vanelten@scafom-rux.de

Stock Locations

Central Depot Hagen
Neue Str. 7
58135 Hagen
Tel +49 (0)2331 47 09-0
Fax +49 (0)2331 47 09-202
info@scafom-rux.de

Depot Berlin
Zobtener Straße 73
10317 Berlin-Lichtenberg
Tel +49 (0)30 51 58 88-22

Depot Hamburg
Kulemannstieg 5
22457 Hamburg
Tel +49 (0)40 54 80 57 48

Depot Leipzig
An der Bahn 11
04319 Leipzig-Engelsdorf
Tel +49 (0)341 251 38 05

Depot München
Krautgartenstr. 36
85241 Hebertshausen
Tel +49 (0)175 50 76 708

WBS - WEATHER AND BUILDING SITE PROTECTION

- 02 | CONTACT PERSONS
- 03 | CONTENTS
- 04-05 | OVERVIEW ROOF SOLUTIONS

PRICE LIST

06-51 | PRODUCTS

- 06-11 | **KEDER ROOF LIGHT**
- 08 | ALUMINIUM GIRDERS
- 08 | PURLINS
- 09 | DIAGONALS
- 10 | SUPPORTS
- 11 | TARPAULINS + ACCESSORIES
- 12-23 | **CASSETTE ROOF ALU-RASANT**
- 14 | ROOF CASSETTES
- 15 | SUPPORT RAILS
- 16 | GUARDRAIL HOLDERS + ACCESSORIES
- 17 | SUPPORTS
- 17 | RIDGE CONNECTOR
- 17-20 | LATTICE GIRDERS + ACCESSORIES
- 20-22 | BRACING
- 23 | PALLETS
- 24-29 | **MODULAR ROOF MULTI-ROOF**
- 26-27 | K-FRAME + ACCESSORIES
- 26 | DIAGONALS
- 27 | KEDER CONNECTION
- 27-28 | SUPPORTS
- 29 | ASSEMBLY MATERIAL
- 30-41 | **SCAFFOLD CLADDING**
- 32-34 | SCAFFGUARD
- 35 | SCAFFPLANK
- 37 | SCAFFOLD TARPAULINS
- 38 | SCAFFOLD PROTECTION NETS
- 39 | WEATHER PROTECTION TRANSOM
- 39-41 | KEDER TARPAULINS + ACCESSORIES
- 42-51 | **BUILDING SITE PROTECTION**
- 43-46 | PSA, HELMETS + ACCESSORIES
- 47 | WARNING FOILS
- 47 | ACCESS BARRIERS
- 48-49 | PROTECTIVE CAPS
- 50 | BUILDING FENCES
- 51 | BALLAST

- 52-53 | SCAFOM-RUX SERVICE / APP / ANIMATIONS
- 54-55 | PRODUCT OVERVIEW
- 56-57 | RENTAL
- 58-59 | GENERAL TERMS AND CONDITIONS / ORDER FORM

GOOD TO KNOW


WEATHER PROTECTION IS WEALTH PROTECTION

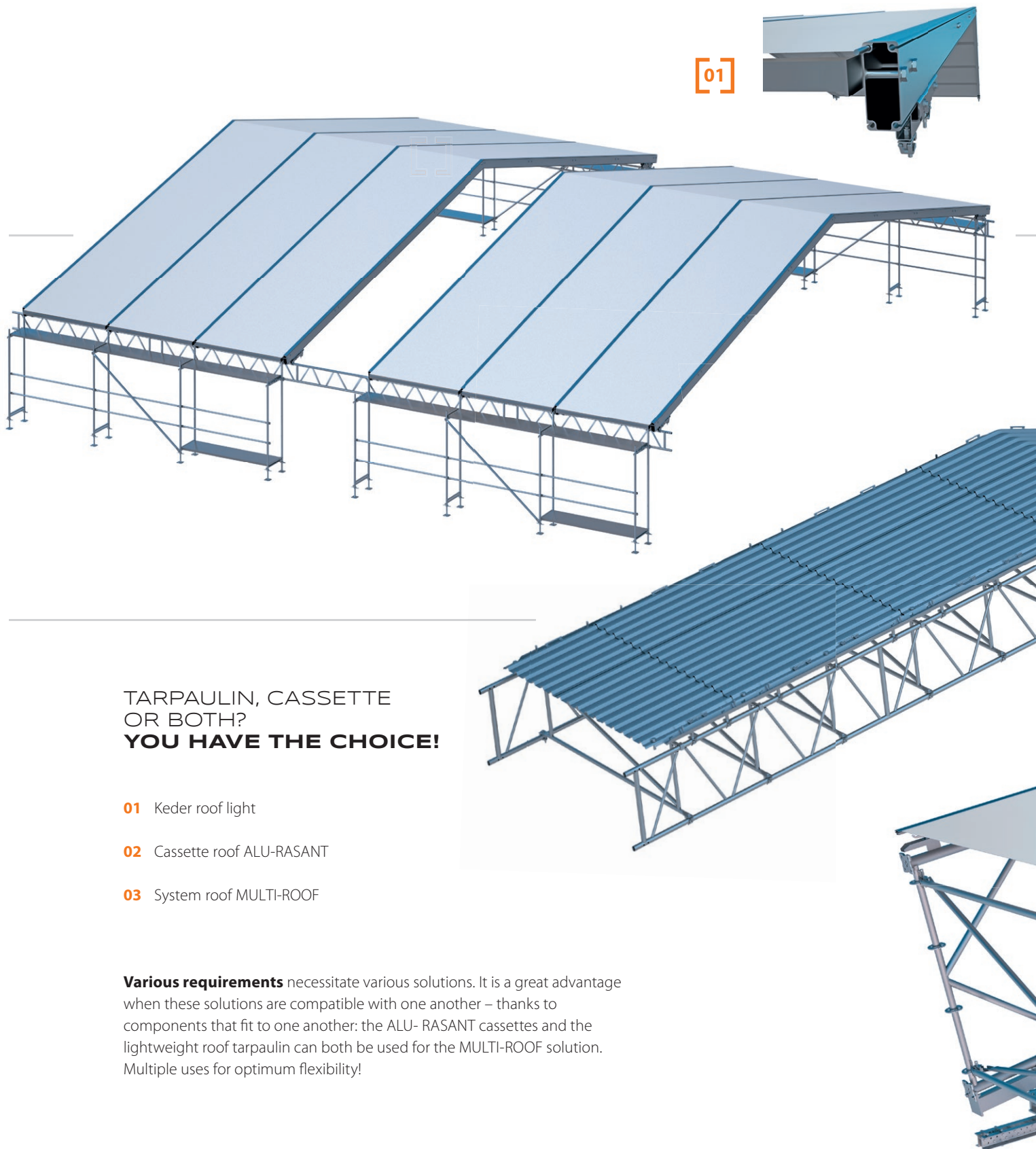
The application of weather protection systems by scafom-rux offers numerous economic benefits. Being independent of the influences of the weather means having a much better utilisation of the staff and machinery deployed, a more rapid completion of the building project, more efficient order planning and not least of all more satisfied building contractors.

ROOF SOLUTIONS UP TO 40 M SPAN WIDTHS

SCAFFOLD CLADDING

TARPAULINS AND NETS





TARPAULIN, CASSETTE
OR BOTH?
YOU HAVE THE CHOICE!

- 01** Keder roof light
- 02** Cassette roof ALU-RASANT
- 03** System roof MULTI-ROOF



Various requirements necessitate various solutions. It is a great advantage when these solutions are compatible with one another – thanks to components that fit to one another: the ALU- RASANT cassettes and the lightweight roof tarpaulin can both be used for the MULTI-ROOF solution. Multiple uses for optimum flexibility!




02

THE RIGHT SYSTEM FOR YOUR REQUIREMENTS ROOF SOLUTIONS IN M, L AND XL.

Besides wind loads and (snow) load-bearing capacity, the span width is the most important parameter for building site roofs. Even our “smallest” solution – the Keder roof light [01] – has a lot to offer with a span of up to 20 m. ALU-RASANT [02] in the mid-range and MULTI-ROOF [03] with 40 m span width at the upper end of the scale round off the wide range that is designed for the most diverse applications.



03



SIMPLE ASSEMBLY SIMPLE STORAGE

BUT VERY MUCH UP TO THE JOB: THE KEDER ROOF LIGHT

Enclosures including roofing are requirements increasingly being confronted by scaffolders. But not everyone puts such "silverware" in the form of voluminous roof systems directly into stock. And that is where our Keder roof takes up the challenge: flexible and easy to assemble but still being resilient and stable, the system opens up new opportunities for extending your range of offerings.

SIMPLE ASSEMBLY

The Keder roof light is a system that is simple to assemble and one which can be fitted onto conventional scaffolding. The individual segments consist of as many as three roof sections firmly connected with one another that are pre-assembled on the ground and then conveniently lifted and lowered into position by crane.

WELL-CONSIDERED COMPONENTS

The segments are positioned on the scaffold sections with a gap of one roof bay width on each occasion. The Keder tarpaulin is then attached over the entire roof and gap sections. There are special tarpaulins for the roof gable sides.

SHORT ANIMATION

Our Keder roof animation will give you an impression of the performance capability of the roof.



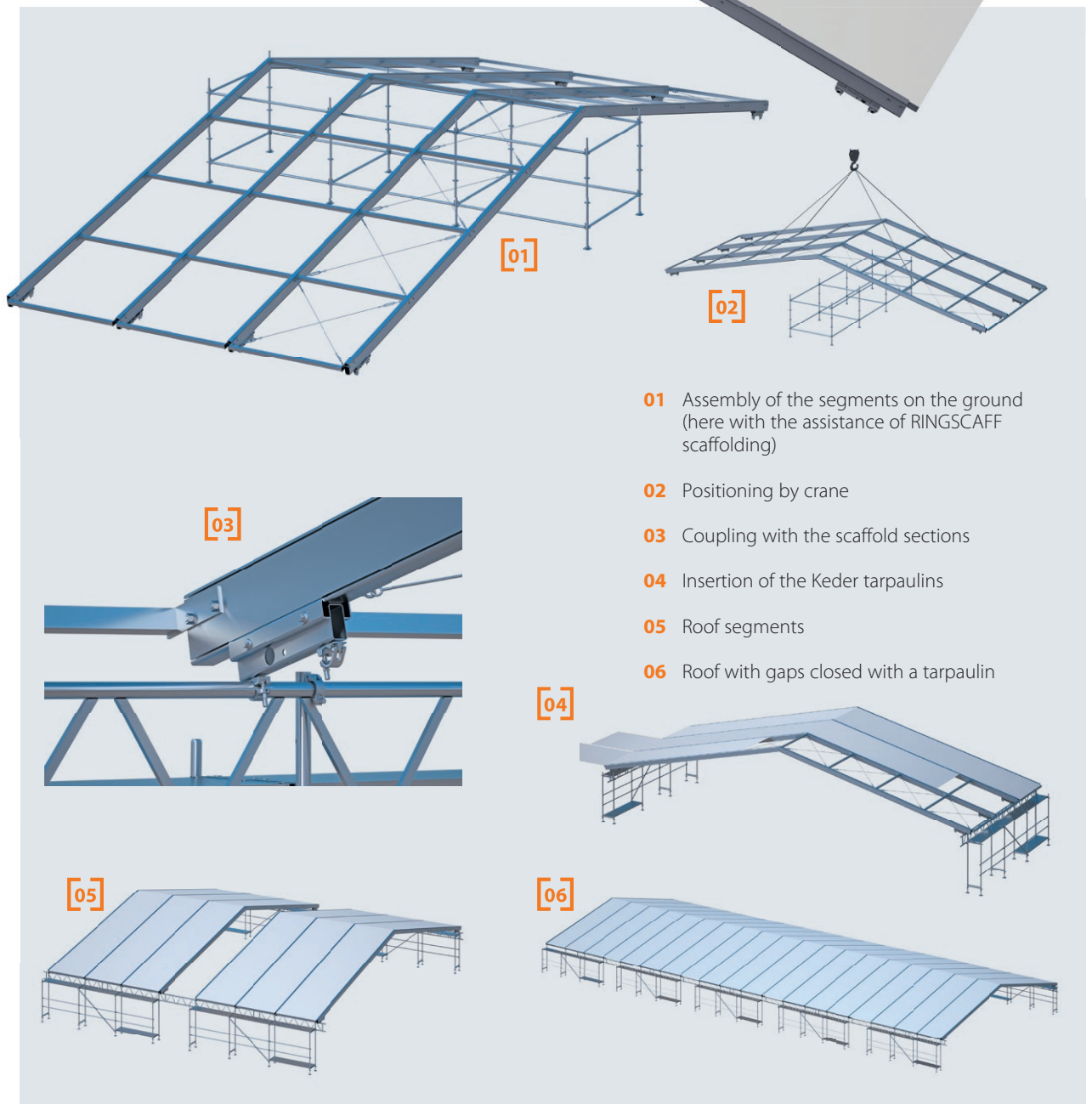
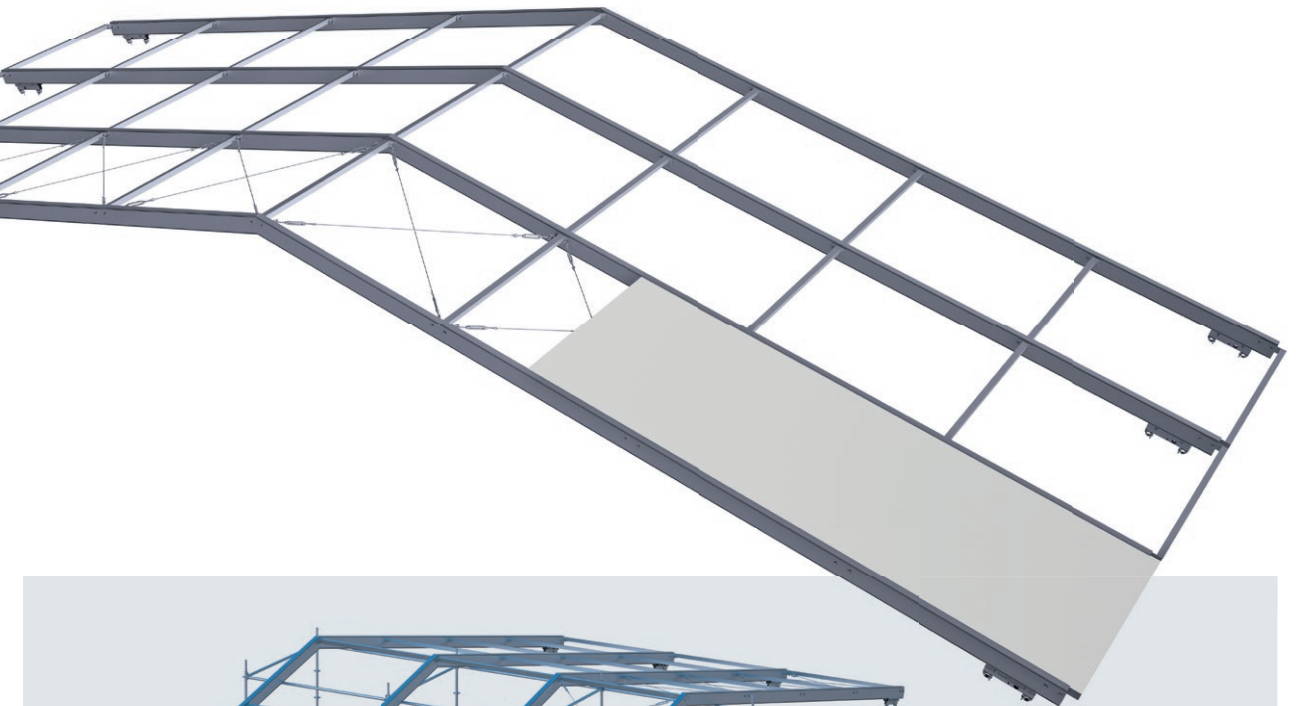
SYSTEM-INDEPENDENT FOR EVERY
SCAFFOLDING

STABLE KEDER TARPAULINS

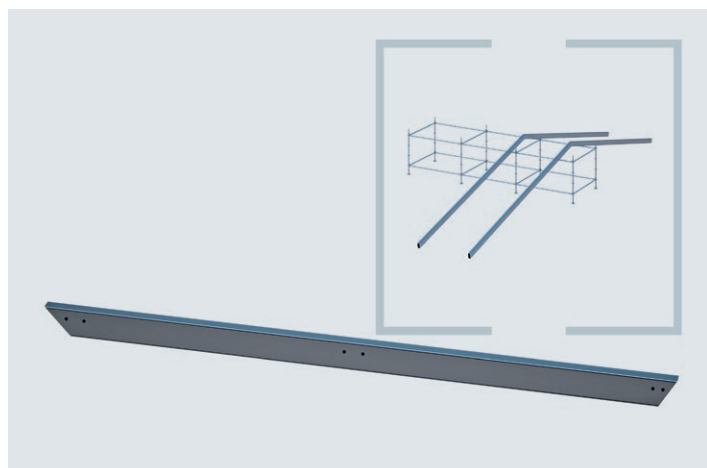
SIMPLE ASSEMBLY

EXTENDED RANGE





- 01** Assembly of the segments on the ground (here with the assistance of RINGSCAFF scaffolding)
- 02** Positioning by crane
- 03** Coupling with the scaffold sections
- 04** Insertion of the Keder tarpaulins
- 05** Roof segments
- 06** Roof with gaps closed with a tarpaulin

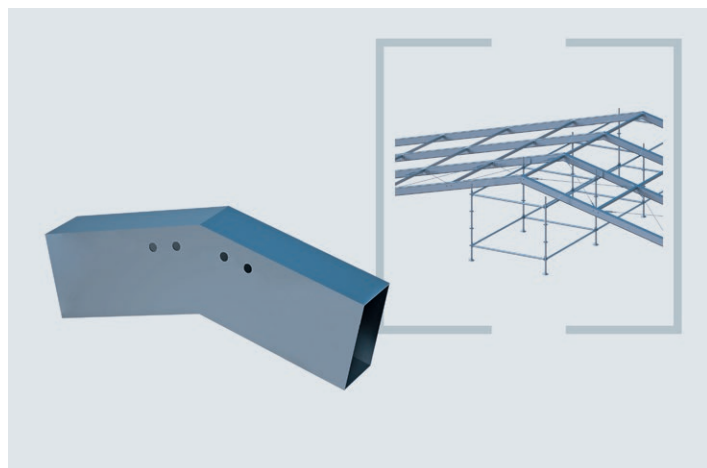


Aluminium girder

Basic component part with 4 Keder grooves for the (double-layer) attachment of Keder tarpaulins. Pent roof: span widths up to 10 m with a 75 kg/m² snow or wind load. Gable roof with a 18° roof inclination: span widths of up to 15 m with a 75 kg/m² snow or wind load. Gable roof with a 18° roof inclination and tensioning belts: span widths of up to 20 m with a 25 kg/m² snow or wind load.

Info	H/L x B (m)	kg	Pack	Part No.	€/each
	5.27		2	HC102412	①
	6.57		2	HC101203	①
	7.86		2	HC102222	①
	9.16		2	HC105406	①
	10.45		2	HC102544	①
	13.04		2	HC103474	①

Price on request



Ridge section 230

Two aluminium girders are connected by means of ridge sections to enable gable roofs to be fitted.

HC102443

Side length: 599 mm

Wall thickness: 3 mm

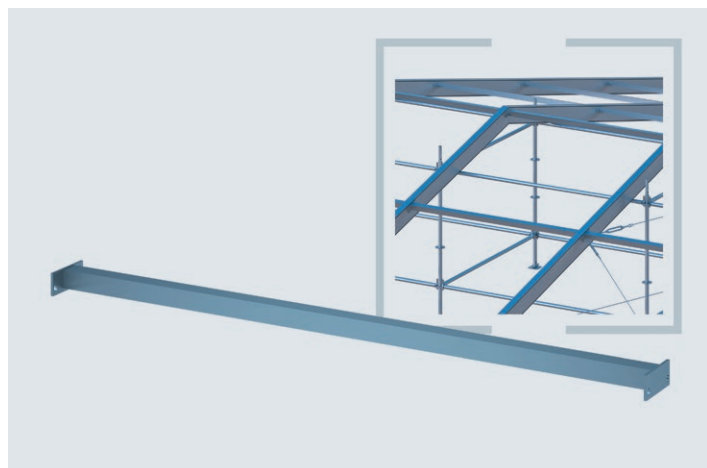
HC 103180

Side length: 750 mm

Wall thickness: 4 mm

Info	H/L x B (m)	kg	Pack	Part No.	€/each
	1.20			HC102443	①
	1.50			HC103180	①

Price on request



Purlin 170/230

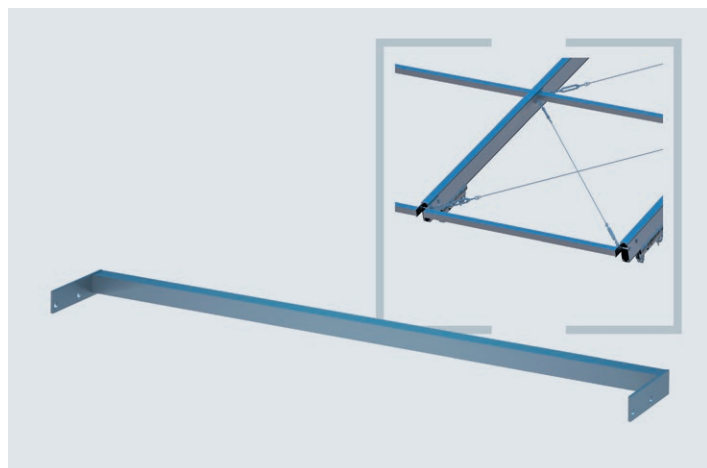
The purlins together with the aluminium girders form crane-lift roof elements and fix them at precise distances to one another.

One diagonal bay and two purlins represent one crane-lift unit.

Cross tube: 70 mm x 3 mm

Info	H/L x B (m)	kg	Pack	Part No.	€/each
	2.41			HC100820	①

Price on request




Eaves purlin 170/230

Eaves purlins in combination with roof diagonals are applied to the eaves sides of the roof elements.

Info	H/L x B (m)	kg	Pack	Part No.	€/each
	2.41			HC100819	①

Price on request

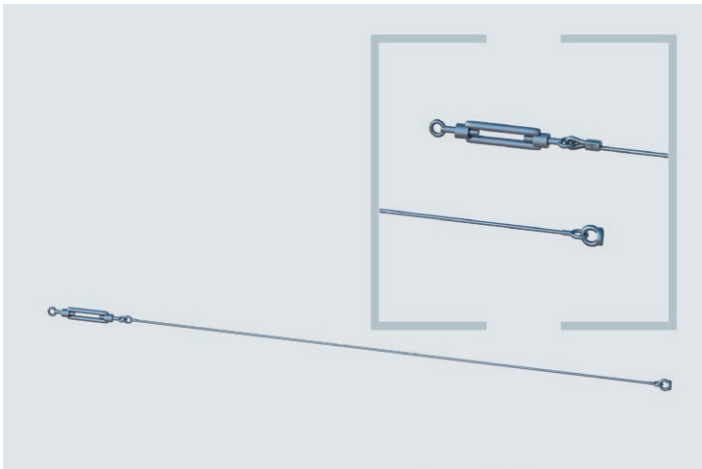


Roof diagonal

Roof diagonals are screw-mounted to the aluminium girders in the eaves bays with the purlins and ensure the corresponding degree of rigidity for the structure.

Info	H/L x B (m)	kg	Pack	Part No.	€/each	
	3.16			HC100140		①
	4.24			HC100142		①

Price on request

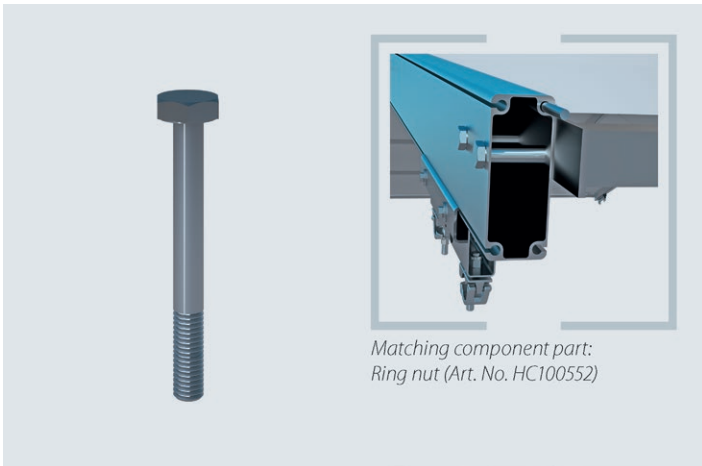


Diagonal rope

Rope diagonals are fitted between the purlins in the diagonal bays by means of ring nuts and shackles to brace the structure.

Info	H/L x B (m)	kg	Pack	Part No.	€/each	
	2.54			HC101775		①
	3.10			HC101776		①
	3.25			HC100858		①

Price on request

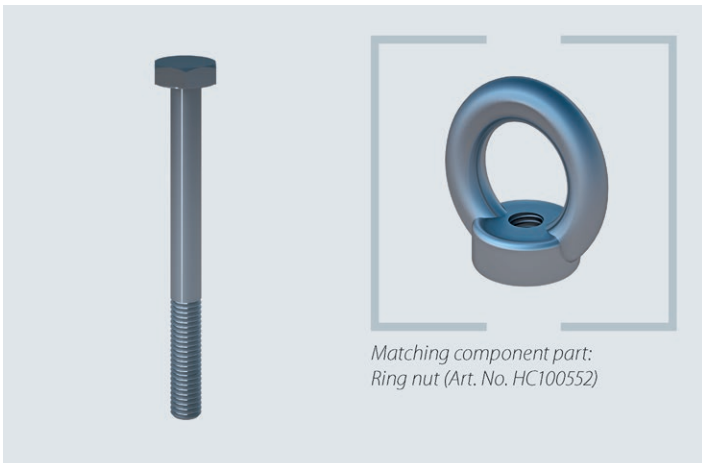


Hexagonal bolt M 20 x 120 mm

To attach the purlins and eaves purlins to the aluminium girders in combination with the ring nuts M 20.

Info	H/L x B (m)	kg	Pack	Part No.	€/each	
Screw	0.12			HC100516		①
Ring nut				HC100552		①

Price on request




Hexagonal bolt M 20 x 140 mm

To attach the eaves purlins in combination with the roof diagonals. Combined with ring nut M 20.

Info	H/L x B (m)	kg	Pack	Part No.	€/each	
Screw	0.14			HC100517		①
Ring nut				HC100552		①

Price on request

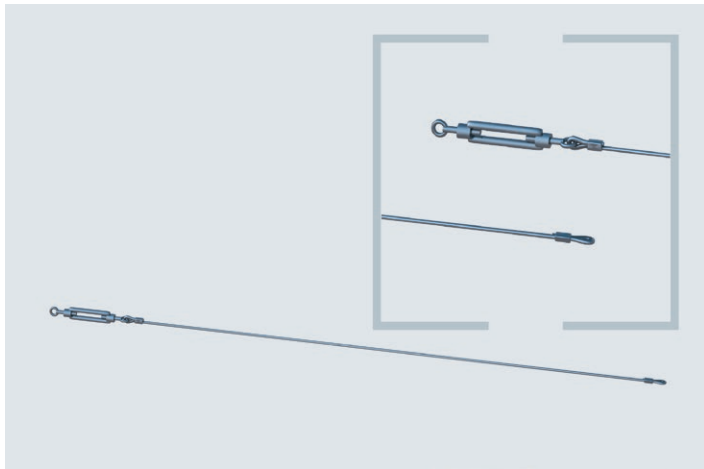


Coupling section

Incl. two rotatable semi-couplers for the system-independent mounting on lattice girders to connect scaffolding and roof.

Info	H/L x B (m)	kg	Pack	Part No.	€/each
AF 19	0.50	9.50		01501_19	①
AF 22	0.50	9.50		01501_22	①

Price on request



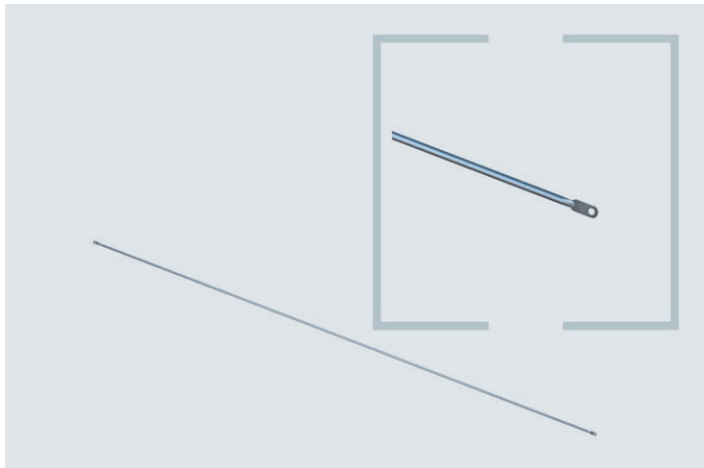
Drawstring

Incl. turnbuckle M 20, 1,770 N/mm².

Tie members are fitted to the attachment points on the eaves sides of a gable roof. On one side they are fitted directly to the coupling section. On the other side fitting is by means of tensioning belts.

Info	H/L x B (m)	kg	Pack	Part No.	€/each
	9.37			HC101749	①
	11.30			HC100853	①
	13.80			HC102285	①
	16.30			HC101158	①
	19.37			HC100165	①
	23.10			HC103477	①

Price on request



Tarpaulin tube

Tarpaulin tubes are inserted into the pockets at the end of the roof tarpaulin. They are then lashed down on to the supporting structure with ratchet straps and this thereby tenses and stretches the roof tarpaulins. The tarpaulin tubes are flattened and drilled at their ends. Alternatively, roof tarpaulins can be connected to the supporting structure by means of integrated, sewn-on straps.

Info	H/L x B (m)	kg	Pack	Part No.	€/each
	2.50			HC100126	①

Price on request




Shackle 1/2

Shackles connect the diagonal ropes with the ring nuts M 20, which are attached to the purlins screw connections. Several shackles can be used if required for adapting to the diagonal length.

Info	H/L x B (m)	kg	Pack	Part No.	€/each
1/2 inches		0.20		HC103549	

Price on request



Ratchet strap

Length: 1.60 m to 6.00 m

Incl. two claw hooks to tense the tarpaulin tubes at the end of the tarpaulins T/T.

Info	H/L x B (m)	kg	Pack	Part No.	€/each	
	6.00 x 0.03			HC100542		①

Price on request




Roof tarpaulin T/T

Roof tarpaulins are inserted into the Keder groove on the outer edge of the aluminium girder and they fit precisely into the bay widths predefined by the purlins. All tarpaulins come with pockets at the end of the tarpaulin as well as attached straps. Tarpaulin colour: white.

Info	H/L x B (m)	kg	Pack	Part No.	€/each	
	7.50			HC100339		①
	10.00			HC100419		①
	12.50			HC100680		①
	15.00			HC100748		①
	17.50			HC100815		①
	20.00			HC100876		①
	25.00			HC103351		①

Price on request




Inner tarpaulin

Inner tarpaulins are inserted into the Keder groove on the inner edge of the aluminium girder. The building site or the structure is effectively protected against dripping water thanks to the double-layer tarpaulin. Tarpaulin colour: white.

Info	H/L x B (m)	kg	Pack	Part No.	€/each	
	7.50			HC100367		①
	10.00			HC100475		①
	12.50			HC100708		①
	15.00			HC100776		①
	17.50			HC100252		①
	20.00			HC100904		①
	25.00			HC103539		①

Price on request



Gable triangular tarpaulin

Gable triangular tarpaulins are separated in the middle and are designed for roof inclinations of 18°. They thereby represent the finish section and they come with integrated tarpaulin pockets to enable tensioning and tightening. Tarpaulin colour: white.

Info	H/L x B (m)	kg	Pack	Part No.	€/each	
	10.00			HC100393		①
	12.50			HC100508		①
	15.00			HC100735		①
	17.50			HC100802		①
	20.00			HC100863		①
	25.00			HC103667		①

Price on request

LATTICE GIRDER MEETS ALUMINIUM CASSETTE

ALU-RASANT - ROCK SOLID AND PROVEN

Although on the market for some time now, it is still our most successful roof and wall system. Building sites can be optimally covered with the combination out of lattice girders, roof cassettes and bracing elements. Span widths of up to 40 m can be easily accomplished.

VARIED APPLICATIONS

The cassette roof system ALU-RASANT has proven itself in innumerable practical applications: historic buildings, motorway bridges or industrial facilities are just a few examples of its versatile use. And by the way: the cassettes can also be fitted vertically as a wall structure.


OPTIMAL HANDLING

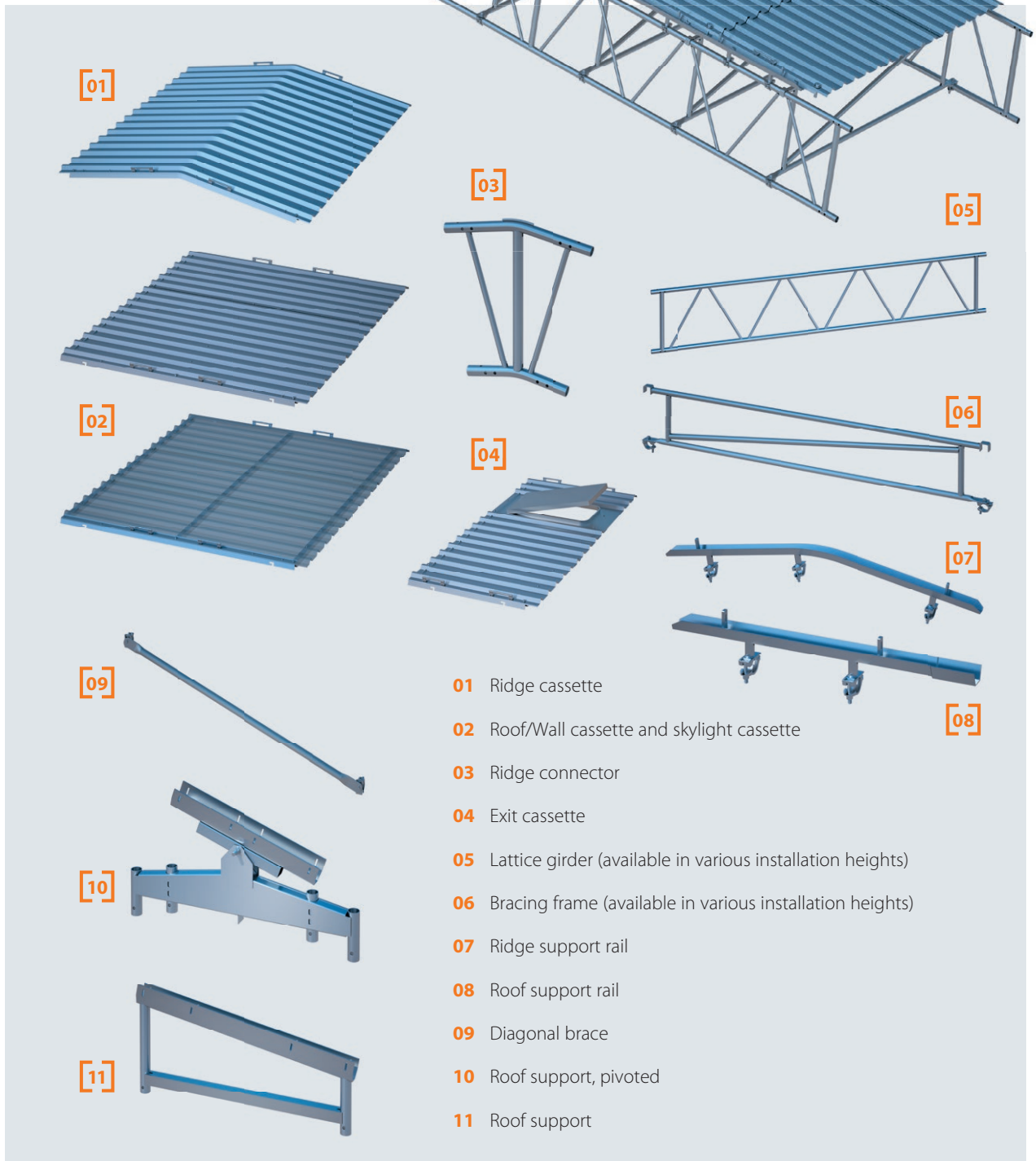
Ergonomics and simple handling were primary requirements in the development of the cassette system e.g. the cassette roof can be opened at any point in just a few simple steps – important for material supply.


SPAN WIDTHS UP TO 40 M

UP TO 35 % LIGHTER CASSETTE ELEMENTS THAN IN COMPARABLE SYSTEMS

HIGH SHEAR STRENGTH AND RESILIENCE








Roof/wall cassette

The combination of aluminium and hot-galvanised steel offer the advantages of low weight yet an extremely high rigidity. Ergonomically-arranged grips enable safe and simple fitting of the cassette elements, which can be universally applied either as roof or wall cassettes.


Info	H/L x B (m)	kg	Pack	Part No.	€/each
	2.50 x 1.00	31.00	15	01468	258.00
	2.50 x 2.00	49.00	15	01469	377.50



Ridge cassette

To cover gable roofs in the area of the ridge. The combination of aluminium and hot-galvanised steel offer the advantages of low weight yet an extremely high rigidity. Ergonomically-arranged grips enable safe and simple fitting of the cassette elements.

Info	H/L x B (m)	kg	Pack	Part No.	€/each
	2.50 x 2.00	49.00	12	01471	425.00




Skylight cassette

Steel frame covered with a translucent trapezoidal profile out of plastic material. Fitted in the same way as the roof/wall cassette but with the advantage of being permeable to light.

Info	H/L x B (m)	kg	Pack	Part No.	€/each
	2.50 x 2.00	51.00	15	01473	

Price on request

①



Exit cassette

The combination of aluminium and hot-galvanised steel offer the advantages of low weight yet an extremely high rigidity. Ergonomically-arranged grips enable safe and simple fitting of this cassette element. Can be used as a roof cassette. Dimensions of the exit hatch: 410 mm x 740 mm.

Info	H/L x B (m)	kg	Pack	Part No.	€/each
	2.50 x 1.00	43.00		01472	


Price on request

①

**Roof support rail**


St 37 steel, hot-dip galvanized. For fitting cassettes in the roof area to non-system lattice girders.

Info	H/L x B (m)	kg	Pack	Part No.	€/each
AF 19	1.00	4.50		01474_19	46.90
AF 22	1.00	4.50		01474_22	46.90
AF 19	2.00	8.00		01475_19	62.20
AF 22	2.00	8.00		01475_22	62.20

**Ridge support rail**


To be mounted on the ridge connector to enable the ridge cassettes to be attached.

Info	H/L x B (m)	kg	Pack	Part No.	€/each
AF 19	2.00	8.50		01478_19	61.60
AF 22	2.00	8.50		01478_22	61.60

**Wall support rail**

For the attachment of the cassettes in the wall area on scaffold tubes, vertical frames or modular standards.

Info	H/L x B (m)	kg	Pack	Part No.	€/each
AF 19	1.00	4.50		01476_19	53.00 ①
AF 22	1.00	4.50		01476_22	53.00 ①
AF 19	2.00	8.00		01477_19	71.00 ①
AF 22	2.00	8.00		01477_22	71.00 ①



Roof gutter holder

For conventional gutter brackets.

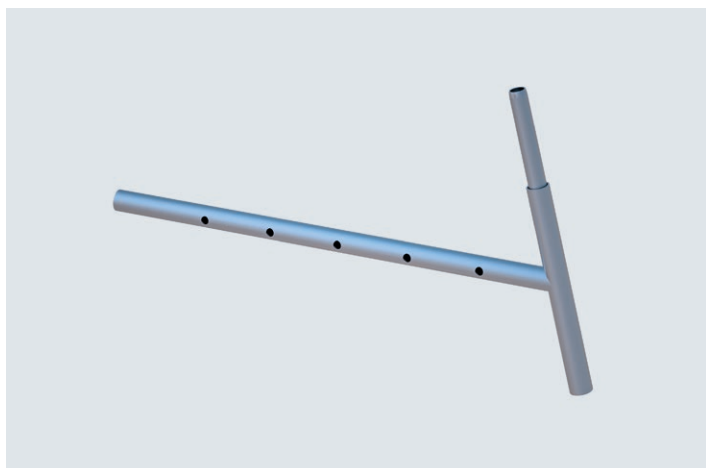
Info	H/L x B (m)	kg	Pack	Part No.	€/each
	0.65 x 0.60	0.34		01470	16.80



Guardrail post holder

For the fitting of the all-round, three-fold side protection on the roof.

Info	H/L x B (m)	kg	Pack	Part No.	€/each
	0.30	4.00		01482	24.90 ①




Telescopic guardrail post holder

For the fitting of the all-round, three-fold side protection at the eaves sides of the roof.

Info	H/L x B (m)	kg	Pack	Part No.	€/each
	0.45 x 0.76	3.80		01483	①

Price on request




Walkway support / Roof protection wall holder

For the installation of walkways and side protection on the roof.

Info	H/L x B (m)	kg	Pack	Part No.	€/each
	0.72	8.50		01479	①

Price on request




Roof support, rigid

For the fitting of the cassette roof supporting structure on RUX SUPER, RUX RINGSCAFF and RUX VARIANT system scaffolding. Can be applied universally for RUX SUPER 65 and RUX SUPER 100 with bay widths of 0.65 m or 1.00 m. Incl. 4 clip connectors and 4 wedges. Enables the construction of both gable and pent roofs.

Info	H/L x B (m)	kg	Pack	Part No.	€/each
	0.65	10.00		01462	125.00
	1.00	12.00		01464	133.00

Other models on request



Roof support, pivoted

Enables the construction of both gable and pent roofs. Allows articulated, constraint-free fitting of the cassette roof supporting structure. Can be applied universally for RUX SUPER 65 and RUX SUPER 100. Incl. 4 clip connectors and 4 wedges.

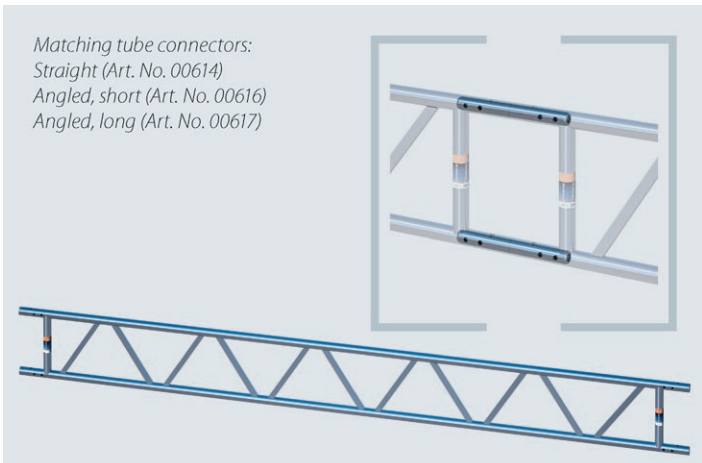
Info	H/L x B (m)	kg	Pack	Part No.	€/each
	1.00	18.00		01460	234.00



Ridge connector

For connecting lattice girders to form a gable roof with a 10° inclination.

Info	H/L x B (m)	kg	Pack	Part No.	€/each
	0.45 x 0.66	8.00		01484	65.00
	0.75 x 0.75	14.00		01485	83.50
	1.00 x 0.89	19.00		01486	94.60




Steel lattice girder 450

System-independent: whether for bridging, birdcage scaffolds, roof structures, platforms – the lattice girder is used in innumerable practical situations. High load-bearing capacity, robust, weather-resistant, durable, Ø 48.3 mm, wall thickness 3.25 mm, installation height 450 mm, axial dimension 400 mm.

H/L x B (m)	kg	Pack	Part No.	for order volume of: €/each		
3.20 x 0.45	30.00	10	00632	1: 115.00	10: 85.00	20: 79.00
4.20 x 0.45	37.00	10	00633	1: 152.00	10: 110.50	20: 98.80
5.20 x 0.45	48.00	10	00634	1: 185.00	10: 136.50	20: 125.60
6.20 x 0.45	61.00	10	00635	1: 212.00	10: 154.50	20: 142.50
7.30 x 0.45	70.00	10	00636	1: 258.00	10: 179.80	20: 166.40
7.80 x 0.45	75.00	10	00637	1: 276.00	10: 196.50	20: 178.70

SNP

Matching tube connectors:
Straight (Art. No. 00618)
Diameter: 36 mm
Gap dimension: 5 mm



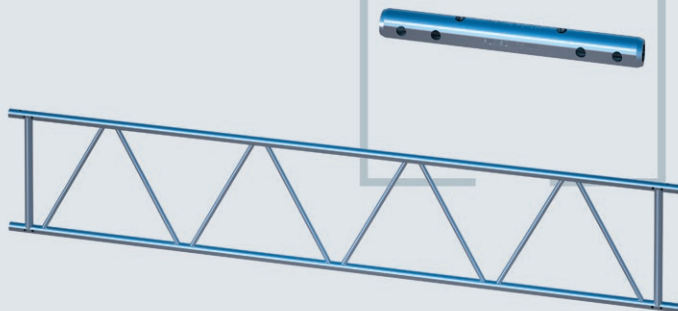
Aluminium lattice girder 450

Ø 48,3 mm, wall thickness 4 mm, axial dimension 400 mm. More than 50 % weight saving compared to steel lattice girders. So distinct advantages in terms of transport, handling and assembly. System-independent, high load-bearing capacity, robust, weather-resistant, durable.

H/L x B (m)	kg	Pack	Part No.	for order volume of: €/each		
3.20 x 0.45	13.00	10	00982	1: 145.00	10: 113.00	20: 99.80
4.20 x 0.45	17.00	10	00983	1: 188.00	10: 142.00	20: 132.50
5.20 x 0.45	21.00	10	00984	1: 219.00	10: 168.00	20: 155.00
6.20 x 0.45	25.00	10	00985	1: 259.50	10: 196.50	20: 180.50
8.20 x 0.45	33.00	10	00986	1: 345.00	10: 258.00	20: 239.00

SNP

Matching tube connectors:
Straight (Art. No. 00614)
Diameter: 38 mm
Gap dimension: 5 mm



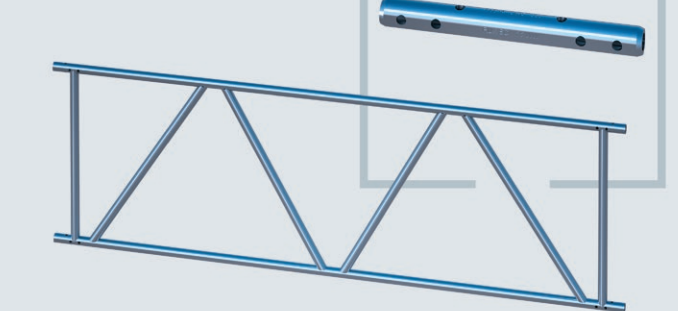
Steel lattice girder 750

Enhanced yield strength, $s = 320 \text{ N/mm}^2$, Ø 48.3 mm, wall thickness 3.25 mm, height 750 mm. Axial dimension 700 mm. Suitable as a bridging girder for special structures with high load-bearing demands and for large span widths.

H/L x B (m)	kg	Pack	Part No.	for order volume of: €/each		
2.00 x 0.75	27.00	10	00781	1: 131.00	10: 103.00	20: 93.00
3.00 x 0.75	31.00	10	00782	1: 175.00	10: 138.00	20: 125.00
4.00 x 0.75	42.00	10	00783	1: 216.00	10: 171.00	20: 156.00
5.00 x 0.75	50.00	10	00784	1: 274.00	10: 217.00	20: 198.00
6.00 x 0.75	60.00	10	00785	1: 324.00	10: 257.00	20: 234.00
7.00 x 0.75	69.00	10	00786	1: 365.00	10: 289.00	20: 263.00
7.50 x 0.75	75.00	10	00787	1: 378.00	10: 299.50	20: 275.00

SNP

Matching tube connectors:
Straight (Art. No. 00614)
Diameter: 38 mm
Gap dimension: 5 mm



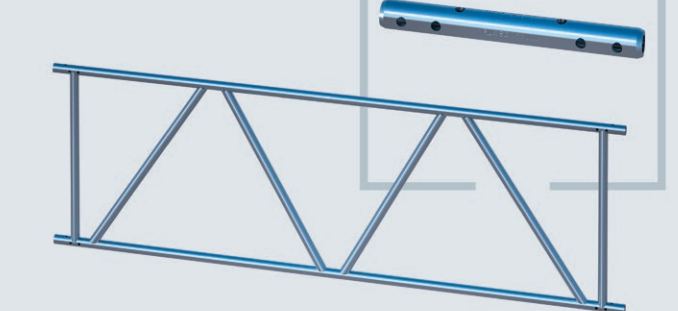
Steel lattice girder 1000

Heavy-duty lattice girder, Ø 48.3 mm, wall thickness 3.60 mm, height 1.050 mm. Axial dimension 1,000 mm.

H/L x B (m)	kg	Pack	Part No.	for order volume of: €/each		
1.64 x 1.05	33.00	10	01492	1: 169.00	10: 139.00	20: 129.00
2.26 x 1.05	35.00	10	01494	1: 202.00	10: 161.50	20: 151.50 ①
2.87 x 1.05	51.00	10	01495	1: 262.00	10: 206.50	20: 196.50
4.12 x 1.05	62.00	10	01497	1: 354.00	10: 275.00	20: 265.00 ①
5.36 x 1.05	83.00	10	01499	1: 445.00	10: 343.00	20: 333.00

SNP

Matching tube connectors:
Straight (Art. No. 00618)
Diameter: 36 mm
Gap dimension: 5 mm




Aluminium lattice girder 1000

More than 50 % weight saving compared to steel lattice girders. So distinct advantages in terms of transport, handling and assembly. Wall thickness 4 mm, Ø 48.3 mm. Low weight. For the take-up of high loads and for the fitting of bridging – yet has a very low weight. Axial dimension 1,000 mm.

H/L x B (m)	kg	Pack	Part No.	for order volume of: €/each		
3.20 x 1.05	16.70	10	07115	1: 215.00	10: 159.00	20: 148.00 ①
4.20 x 1.05	21.90	10	07116	1: 270.00	10: 199.00	20: 185.00 ①
5.20 x 1.05	25.90	10	07117	1: 322.00	10: 235.00	20: 219.00 ①
6.20 x 1.05	30.80	10	07118	1: 382.00	10: 279.00	20: 259.00 ①

SNP

Matching component parts:
Hexagonal steel bolt M12 x 65, 8.8
(Art. No. 00888)
Locking pin connector (Art. No. 04662)



Tube connector for lattice girder, straight

For the tight and pressure-resistant connection of RUX lattice girders for the continuing extension; Ø 38 x 5 mm.

Info	kg	Pack	Part No.	for order volume of: €/each		
L: 370 mm	2.50	20	00614	1: 14.90	10: 12.90	20: 10.90

SNP

Matching component parts:
Hexagonal steel bolt M12 x 65, 8.8 (Art. No. 00888)
Locking pin connector (Art. No. 04662)



Tube connector for lattice girder, angled, long

For the tight and pressure-resistant connection of lattice girders with 3.25 mm wall thickness for the construction of roof structures; Ø 38 x 4 mm.

Info	kg	Pack	Part No.	for order volume of: €/each		
L: 658 mm	2.40	100	00617	1: 14.80	10: 11.90	20: 10.90

SNP

Matching component parts:
Hexagonal steel bolt M12 x 65, 8.8 (Art. No. 00888)
Locking pin connector (Art. No. 04662)



Tube connector for lattice girder, angled, short

For the tight and pressure-resistant connection of lattice girders with 3.25 mm wall thickness for the construction of roof structures; Ø 38 x 4 mm.

Info	kg	Pack	Part No.	for order volume of: €/each		
L: 517 mm	2.00	100	00616	1: 13.70	10: 10.90	20: 9.90

SNP


Hexagonal steel bolt M12 x 65, 8.8

4 pieces are needed for each tube connector to enable a tight and pressure-resistant lattice girder connection. Suitable for all lattice girders and tube connector models as well as for passage frame standards in the RUX SUPER system. Price includes nut.

H/L x B (m)	kg	Pack	Part No.	for order volume of: €/each		
0.07	0.10	100	00888	1: 0.60	10: 0.50	100: 0.40

SNP

Consisting of connector,
washer and locking pin



Locking pin connector, complete

The efficient, screw-free alternative to the hexagonal steel bolt out of high-performance material. Saves a lot of fastening effort and thereby time during assembly work. Can be used universally for all types of lattice girder. Secured by means of a washer and locking pin; Ø 12 mm.

H/L x B (m)	kg	Pack	Part No.	for order volume of: €/each		
0.09	100	04662	1:	2.10	10:	1.96 50: 1.67

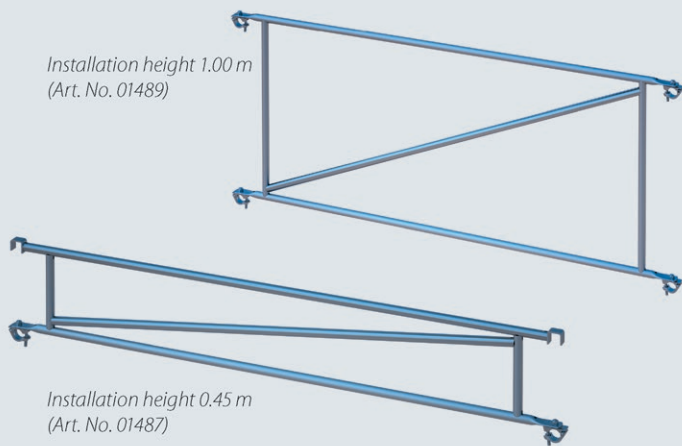
SNP

Bracing frame

For connecting two lattice girders located next to each other. The riveted semi-coupler enables rapid, secure fitting.

Info	H/L x B (m)	kg	Pack	Part No.	€/each
AF 19	2.50 x 0.45	15.00	25	01487_19	98.50
AF 22	2.50 x 0.45	15.00	25	01487_22	98.50
AF 19	2.50 x 0.75	17.00	25	01488_19	116.00
AF 22	2.50 x 0.75	17.00	25	01488_22	116.00
AF 19	2.50 x 1.00	21.00	25	01489_19	126.00
AF 22	2.50 x 1.00	21.00	25	01489_22	126.00

Installation height 1.00 m
(Art. No. 01489)



Installation height 0.45 m
(Art. No. 01487)

Diagonal brace (head diagonal)

For the bracing of the scaffold supporting structure. Can be applied universally for rapid-erection or modular scaffolding. Comes with riveted semi-couplers.

Info	H/L x B (m)	kg	Pack	Part No.	€/each
AF 19	2.00 x 0.65	9.50	50	01518_19	①
AF 22	2.00 x 0.65	9.50	50	01518_22	①
AF 19	2.00 x 1.00	10.50	50	01519_19	①
AF 22	2.00 x 1.00	10.50	50	01519_22	①


Price on request

Diagonal brace

For the horizontal bracing of the combined lattice girders in the roof area. Comes with riveted semi-couplers.

Info	H/L x B (m)	kg	Pack	Part No.	€/each
AF 19	1.00 x 2.50	12.00	50	01520_19	①
AF 22	1.00 x 2.50	12.00	50	01520_22	①
AF 19	1.50 x 2.50	13.00	50	01521_19	①
AF 22	1.50 x 2.50	13.00	50	01521_22	①
AF 19	2.00 x 2.50	14.50	50	01522_19	①
AF 22	2.00 x 2.50	14.50	50	01522_22	①

Price on request


**Tensioning belt connection**

To connect tensioning belts from tie rods to the lower chord of the lattice girder. Either one or two tensioning belts may be attached depending on the static requirements. Maximum load on the tensioning belt + N = 90.00 kN.

Dimension of end piece: 120 x 180 mm + tube element 200 mm


Consisting of end piece and reducing part.

Info	H/L x B (m)	kg	Pack	Part No.	€/each
		5.80		04569	33.00 ①

**Tie rod 15, untreated**

Suitable for tensioning belt connection.

Info	H/L x B (m)	kg	Pack	Part No.	€/each
	1.00	1.44		01896	8.20 ①
	2.00	2.88		04851	17.90 ①
	6.00	8.64		04852	39.30 ①

**Flange nut**


To attach the tie rod to the tensioning belt connection.

Info	H/L x B (m)	kg	Pack	Part No.	€/each
F70, Ø 7 cm	0.03 x 0.09	0.30		04677	8.35 ①
F100, Ø 10 cm	0.03 x 0.09	0.80		01897	9.20 ①

**Coupling nut**

Comes with centre pin. To connect two tie rods with one another.


Info	H/L x B (m)	kg	Pack	Part No.	€/each
	0.03 x 0.09	0.20		01898	7.80 ①



Wedge

To attach the cassette elements to the various support rails and the lattice girders to the roof supports.

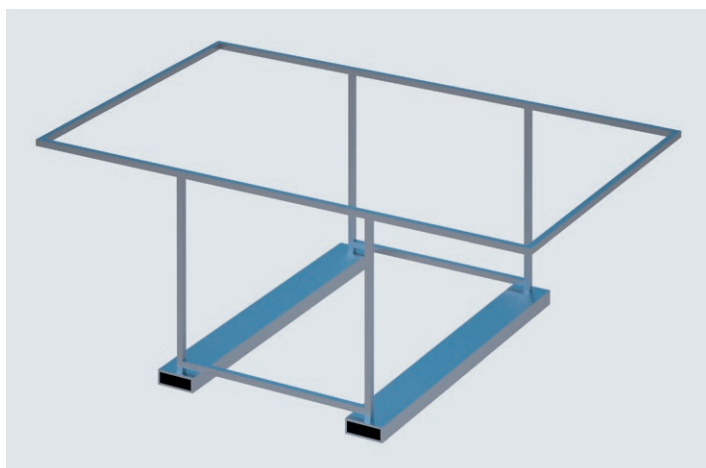
Info	H/L x B (m)	kg	Pack	Part No.	€/each
	0.14	0.10		01657	2.60



Underlay plate

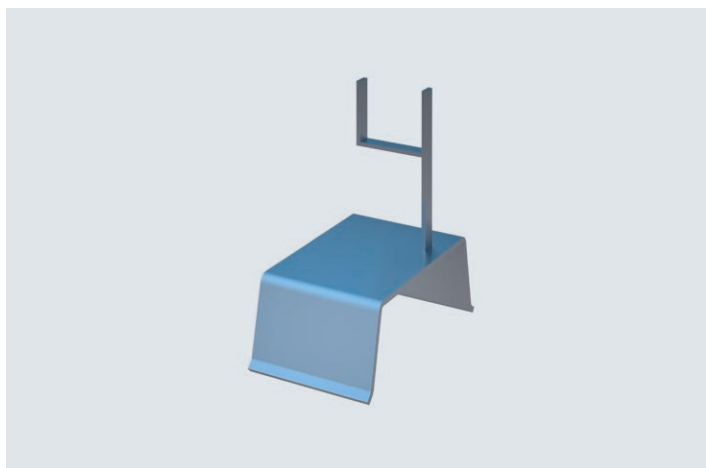
Necessary component together with the wedge connection (Art. No. 01657) for the roof elements.

Info	H/L x B (m)	kg	Pack	Part No.	€/each
	0.05 x 0.05	0.10		01466	3.70

**Transport frame**

For 15 roof/wall cassettes or 12 ridge cassettes.

Info	H/L x B (m)	kg	Pack	Part No.	€/each
	2.60 x 1.20	80.00		01507	398.40

**Ridge cassette holder**

Is needed in addition for the transportation of ridge cassettes in the transport frame (Art. No. 01507): two holders for each ridge cassette.

Info	H/L x B (m)	kg	Pack	Part No.	€/each
	0.10	1.30		01508	11.80

WHEN YOU NEED JUST THAT LITTLE BIT MORE

MULTI-ROOF: ROOF XXL WITHOUT TENSIONING BELTS!

The secret behind our MULTI-ROOF is the extremely form-fitting and load-bearing K-Frame component. Although relatively compact when regarded individually, its strength and stability really comes into play when it is bolted down. It is even possible to dispense with tensioning belts with span widths of 40 m.

SYSTEM-INDEPENDENT WITH SYSTEM

MULTI-ROOF can be attached to any scaffolding system, but structurally it belongs to the RINGSCAFF family. Advantage: RINGSCAFF material that is already in stock and available can be used for the cross ledgers and diagonals or for the walkway extension.

SUPPORT SYSTEM FOR BRIDGING

Together with the corresponding end sections, the K-Frames can also be used for extremely high load-bearing bridging systems. Pedestrians can then use the bridge and even an entire scaffold can be attached on top.

CASSETTES AND TARPAULINS PARALLEL

The MULTI-ROOF has support rails that enable the simultaneous use of conventional roof cassettes – e.g. from the ALU-RASANT system – and Keder tarpaulins. This means that gaps between individual roof sections can be flexibly closed with a tarpaulin.

MOVING IMAGES

Our MULTI-ROOF animation will give you a general impression of the performance capability of the system.



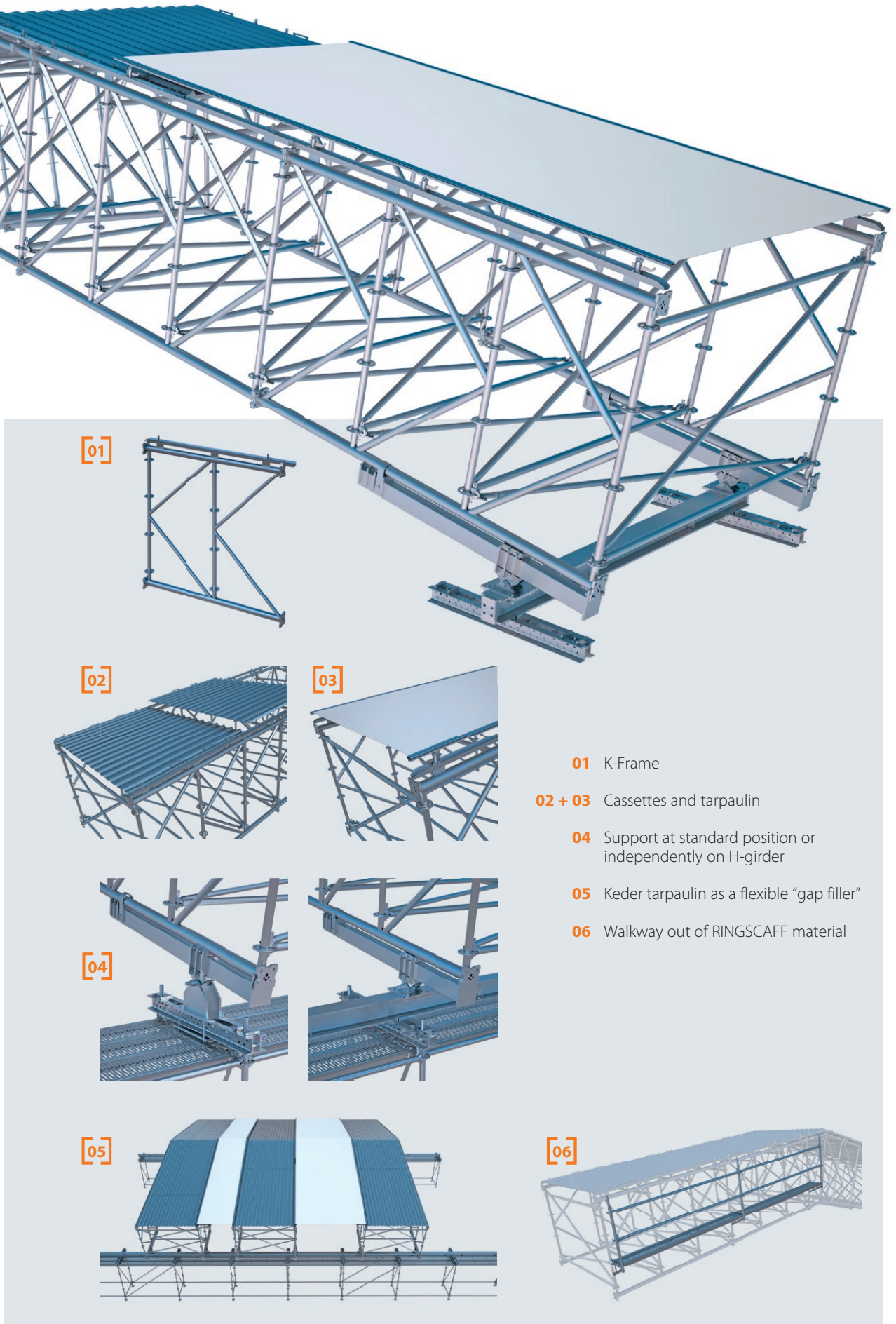

SYSTEM-INDEPENDENT FOR EVERY SCAFFOLDING

STABLE KEDER TARPAULINS


SIMPLE ASSEMBLY

EXTENDED RANGE







[01]



[02]



[03]



01 K-Frame

02 + 03 Cassettes and tarpaulin

04 Support at standard position or independently on H-girder


05 Keder tarpaulin as a flexible "gap filler"

06 Walkway out of RINGSCAFF material


[04]


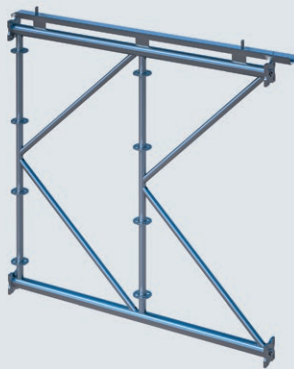


[05]



[06]





Matching component part:
Machine screw M 16 x 60
(Art. No. 07510 / 8 pieces required)

K-Frame


Steel girder for the take-up of extreme loads and large span widths with integrated MULTI-ROOF support for roof cassettes (e.g. Art. No. 01469) and welded-on connection flange. Ring for the attachment of RINGSCAFF ledgers and diagonals.

8 x bolt and nut M16 x 60 incl. 2 x washers are required for each K-Frame. Axial dimension 1,800 mm.

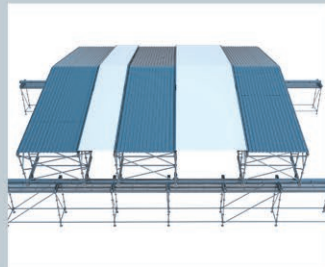
Info	H/L x B (m)	kg	Pack	Part No.	€/each
	2.00 x 1.80	75.70	10	07501	349.00 ①
	3.00 x 1.80	108.60	10	07502	460.00
	6.00 x 1.80	208.40	10	07503	849.00

NEW


SMART DETAILS




Extreme – Roof span widths of up to an incredible 45 m can be achieved without the use of any tensioning belts. This enables savings in terms of time and material.




Mega-flexible – Keder tarpaulins as well as roof cassettes can both be attached to the K-Frame. In combination with system-independent supports, they are not bound to any specific modular dimensions.



Modular possible – Multi-Roof is a modular roof. Standard modular parts can simply be fitted i.e. new application for material already on hand.



SMART CLIP



Matching component parts:
Machine screw M 16 x 60 (Art. No. 07510)
MULTI-ROOF bolt M 16 x 80
(Art. No. 00582) / 8 pieces required

K-Frame end section

Comes with 4 rings for the attachment of RINGSCAFF ledgers and diagonals. 8 x bolt and nut M16 x 80 incl. 2 x washers are required for each K-Frame end section. Axial dimension 1,800 mm.

Info	H/L x B (m)	kg	Pack	Part No.	€/each
	1.80	13.90	10	07515	99.40


NEW

Horizontal diagonal K-Frame/MULTI-ROOF

Comes with welded-on head for attachment to RINGSCAFF rings for bracing/reinforcement and for connecting the K-Frame sections. For K-Frame bridging and MULTI-ROOF protective roofs.

Info	H/L x B (m)	kg	Pack	Part No.	€/each
	2.50 x 1.00	7.70	25	E04RS1319	45.80
	2.50 x 2.00	9.00	25	E04RS1318	49.50

NEW



Matching component parts:
Machine screw M 16 x 60
(Art. No. 07510) / 12 pieces required
MULTI-ROOF bolt M 12 x 80
(Art. No. 07512) / 4 pieces required

K-Frame ridge element

For connecting K-Frame girders to construct a gable roof with a 10° inclination. The bolt M12 x 80 (Art. No. 07512) is required for assembly on the ground: 2 pieces for each flange. After fitting, these bolts are replaced by the MULTI-ROOF standard machine screws M16 x 60 (Art. No. 07510).

Info	H/L x B (m)	kg	Pack	Part No.	€/each
	1.80 x 1.82	69.30		07504	335.00



NEW



MULTI-ROOF ridge rail

For fitting to the K-Frame ridge elements and for the take-up and attachment of ridge cassettes.

Info	H/L x B (m)	kg	Pack	Part No.	€/each
	1.83	9.40		07505	71.50



The Keder connections are fitted to the appropriate points on the K-rails.

Keder K-Frame connector

Adapter to connect a Keder rail (e.g. Art. No. 01454) to the support rail of the K-Frame.

Info	H/L x B (m)	kg	Pack	Part No.	€/each
		0.80		07509	28.00 ①

Double U-shaped support, complete


System-independent base support for mounting on the standard tube supports or the frame of the system scaffolding with 1.00 m bay widths.

Basic bearing element for the attachment of supports with direct connection to the standard axis. (Art. No. 07530),

Basic bearing element for the attachment of HEB girders (Art. No. 07520): bay-length independent, incl. standard attachment and clamp with spacer tube.

Info	H/L x B (m)	kg	Pack	Part No.	€/each
	1.35	38.30	10	07540	299.00

NEW




Support structure (HEB), complete

For the system-independent support of the K-Frames on the HEB support girder (Art. No. 07553).

The support angle of the roof construction can be continually adjusted thanks to the joint on the support. Moreover, the support point of the rectangular tube (reinforcement beam) can be shifted more to the inside or outside depending on the static requirements. The movement of the support in the longitudinal direction of the supporting scaffold is possible irrespective of the bay lengths.

Info	H/L x B (m)	kg	Pack	Part No.	€/each
	1.92	67.10	10	07520	355.00

NEW

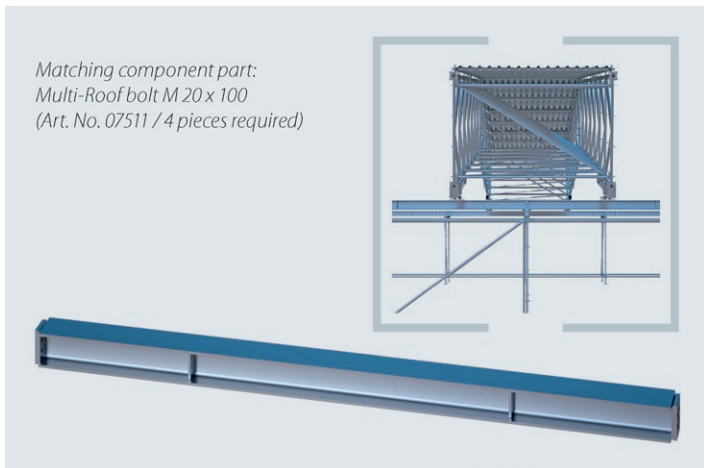


Support structure for direct connection, complete

To mount the double U-shaped support (Art. No. 07540) and for attachment of the K-Frame. The support angle of the roof construction can be continually adjusted by means of the joint. Moreover, the support point of the rectangular tube (reinforcement beam) can be shifted more to the inside or outside depending on the static requirements.

Info	H/L x B (m)	kg	Pack	Part No.	€/each
	1.92	87.90	10	07530	420.00 ①

NEW



Matching component part:
Multi-Roof bolt M 20 x 100
(Art. No. 07511 / 4 pieces required)


HEB support girder

To mount the double U-shaped support (Art. No. 07540) and for attachment of the HEB support structure (Art. No. 07520).

The support can be pushed over the support girder in the longitudinal direction of the supporting scaffold. 4 x bolts M20 x 100 incl. nuts and washers are required (Art. No. 07511) for each HEB support girder.

Info	H/L x B (m)	kg	Pack	Part No.	€/each
	3.00 x 0.16	136.30	10	07553	435.00 ①
	4.00 x 0.16	181.70	10	07554	569.00 ①
	6.00 x 0.16	267.00	10	07556	835.00 ①
	9.00 x 0.16	398.80	10	07559	1,150.00 ①

NEW




MULTI-ROOF roller unit

Temporary roller unit for the take-up of the HEB support structure (Art. No. 07520). This together with the K-Frame and roof elements can then be moved to the intended position on the support scaffold. This ensures an optimal positioning of all of the frame sections on the support scaffold. 4 MULTI-ROOF roller units are required to move one frame section onto the HEB support girder. Axial dimension: 380 mm

Info	H/L x B (m)	kg	Pack	Part No.	€/each
W: 247 mm	0.38	5.40		07550	229.50

NEW

**MULTI-ROOF bolt M 16 x 60**

Incl. 1 nut and 2 washers, for K-Frame bridging and MULTI-ROOF protective roofs. Quality class 8.8.

8 bolts are required for each K-Frame.

Info	H/L x B (m)	kg	Pack	Part No.	€/each
M16 x 60 mm		0.17	50	07510	3.25

NEW

**MULTI-ROOF bolt M 16 x 80**

For the triple head plate connection resulting from the combination of the fitting of the K-Frame (Art. Nos. 07501, 07502 and 07503), the K-Frame end section (Art. No. 07515) and the reinforcement beam (constituent part of the support structure [Art. Nos. 07520 and 07530]). Incl. washer and nut.

8 bolts are required for each K-Frame to enable this combined fitting.


Info	H/L x B (m)	kg	Pack	Part No.	€/each
M16 x 80 mm		0.18	50	00582	2.90

**MULTI-ROOF bolt M 12 x 80**

Is needed as an interim fastening for the pre-assembly of the K-Frame ridge elements (Art. No. 07504). The bolts are then replaced by standard machine screws M 16 x 60 after fitting. Delivery includes nut and washers.

At least 2 bolts are needed for each K-Frame ridge element.

Info	H/L x B (m)	kg	Pack	Part No.	€/each
M12 x 80 mm		1.45	50	07512	2.40

**MULTI-ROOF bolt M 20 x 100 for HEB girder**

For a force-fit connection and the stringing together of several support girders (e.g. Art. No. 07553). Incl. washer and nut. 4 bolts are required for each connection.

Info	H/L x B (m)	kg	Pack	Part No.	€/each
M20 x 100 mm		0.33	50	07511	12.50

BOARDED UP TO THE FRONT (AND ON THE SIDES)

EVERYTHING ABOUT SCAFFGUARD AND SCAFFPLANK

There are various reasons for cladding scaffolding e.g. as protection against noise and dust or as a privacy screen or even to prevent any unauthorised access. Any for anyone that wishes to enhance the optical impression, then SCAFFGUARD has to be their first choice!

SCAFFGUARD: SIMPLE PRINCIPLE


Horizontal rails attached to the scaffolding with couplers, then panels simply inserted in between – sounds simple, and it is! Supplemented with corner elements, joint connectors and vertical H-profiles, a system evolves that cannot only be readily adapted to the on-site structural circumstances, it can also put a contented smile on the faces of those involved with transportation and storage.

SCAFFPLANK: EVEN SIMPLER

In this case, the rails run vertically: simply insert 4 cm thick panels in between. Ideally, your own scaffolding decks. Building site protection can be so robust yet so, so simple!

MOVING IMAGES

Our animations show SCAFFGUARD and SCAFFPLANK in action.



SCAFFGUARD

All our animations are arranged according to the themes involved and can be found on the internet under:

vimeo.com/ruxgmbh/albums



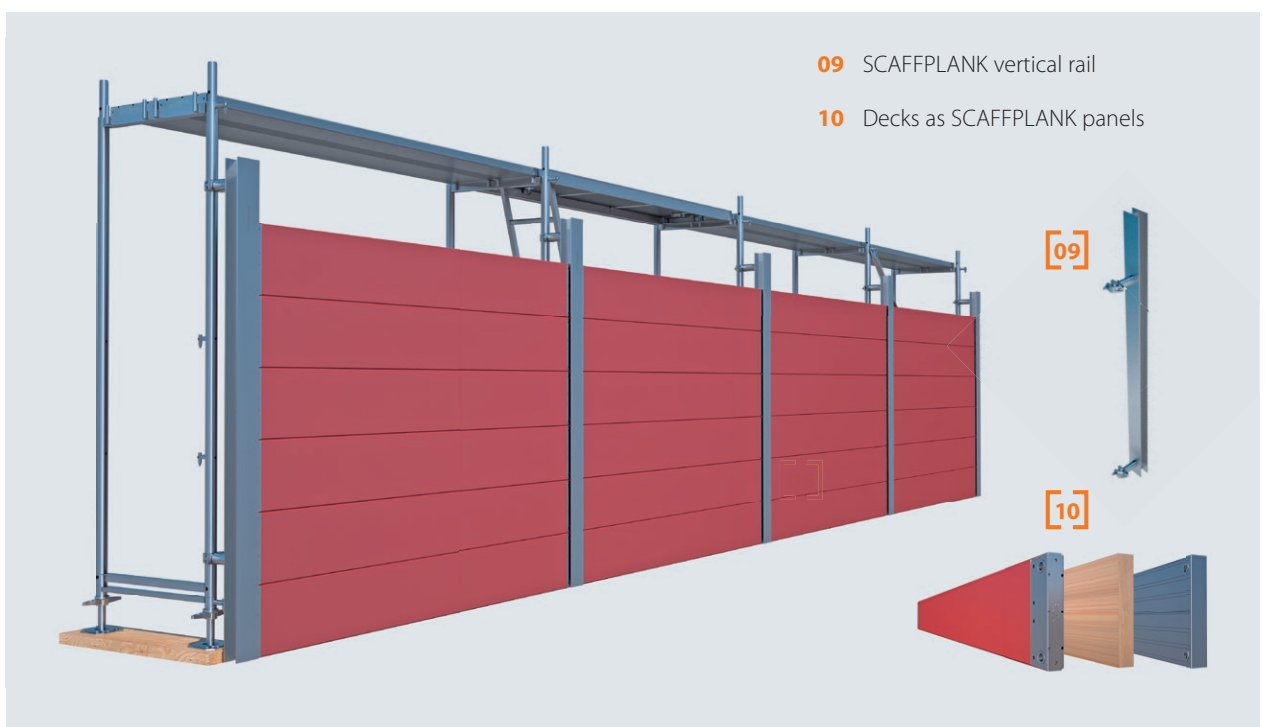
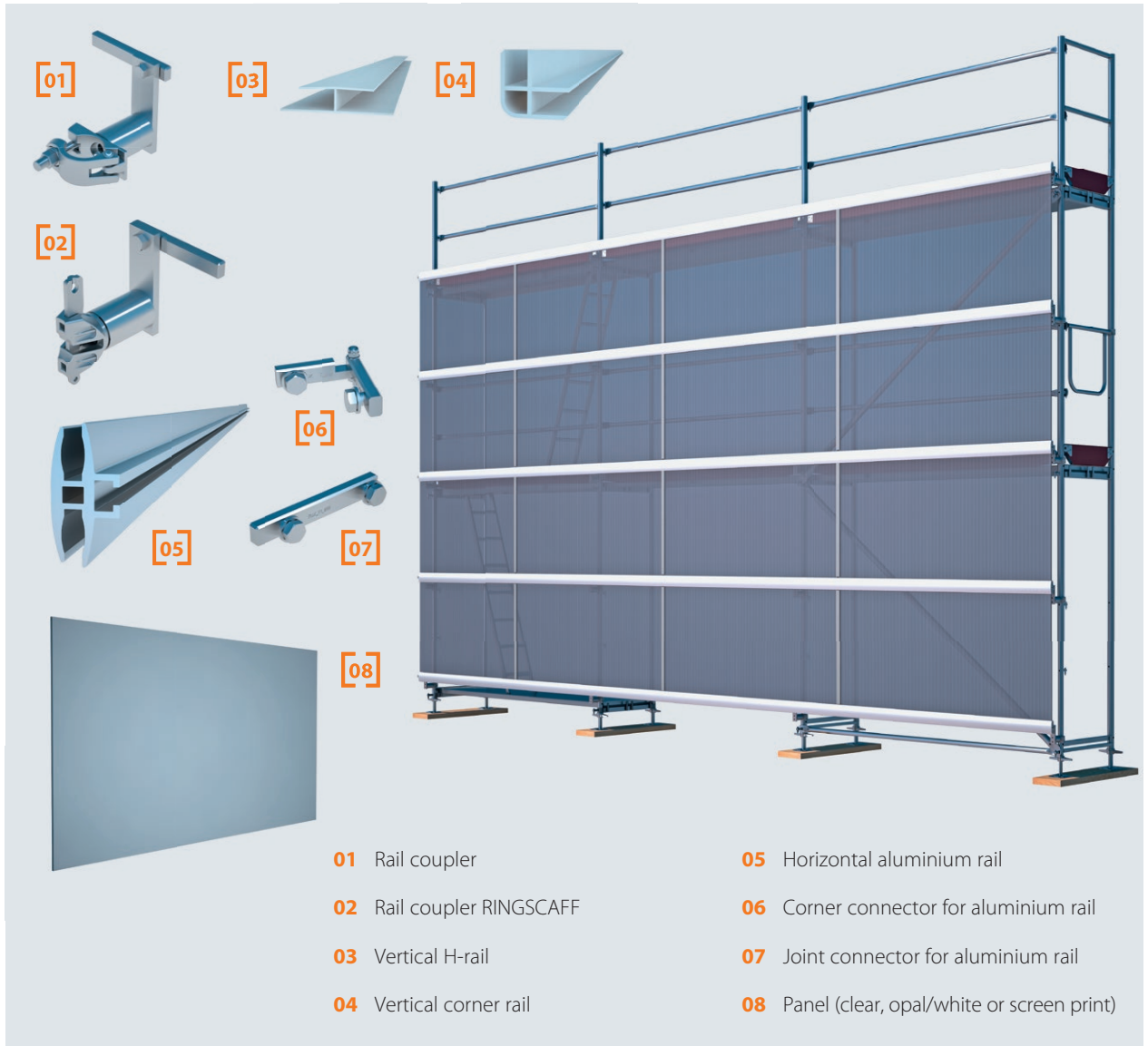
SCAFFPLANK


SYSTEM-INDEPENDENT FOR EVERY
SCAFFOLDING

VARIOUS PANELS AVAILABLE

SIMPLE ASSEMBLY

SPACE-SAVING STORAGE






SCAFFGUARD aluminium rail

For the attachment of SCAFFGUARD wall panels. The SCAFFGUARD aluminium rail can be used as a system-independent cladding and irrespective of the scaffold bay lengths.

Rapid fitting, reusable. To enable subsequent fitting, the panels can simply be removed after the coupler at the joints has been loosened. Corner solutions can be simply implemented with SCAFFGUARD corner connectors (Art. No. 07226).

Info	H/L x B (m)	kg	Pack	Part No.	€/each
	6.00	24.80	49	07200	166.00

SMART DETAILS




Unbelievably well sealed-off – SCAFFGUARD reduces sound waves by up to 20 dB and additionally offers outstanding heat insulation – of course, dust-tight.



Always fits – The modern system for structural cladding is designed for flexibility. All parts can be easily processed, bent and made to fit.



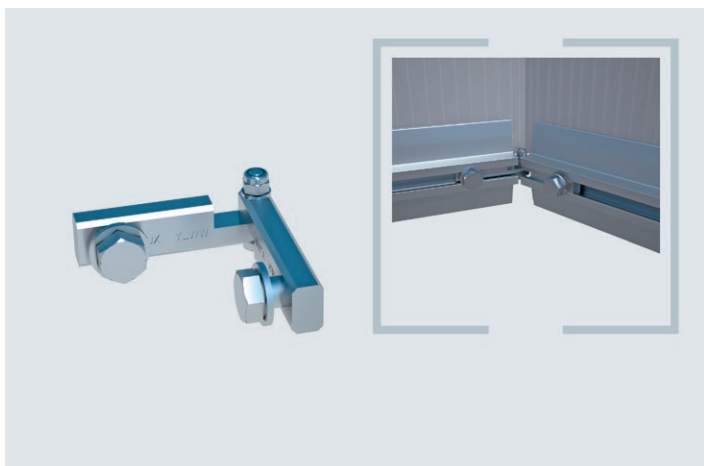
Pays off – SCAFFGUARD only needs a few, simple component parts. That obviously results in lower project costs.



SCAFFGUARD joint connector

For the joint connection of aluminium rails for wall panels. Incl. 2 bolts M 12 x 20.

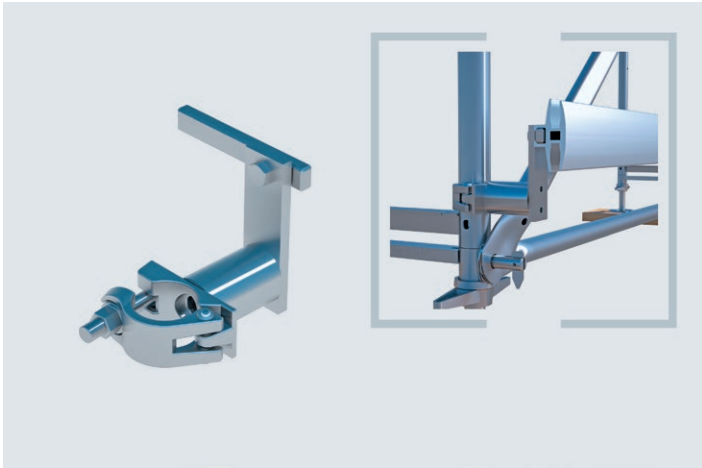
Info	H/L x B (m)	kg	Pack	Part No.	€/each
	0.14 x 0.01	0.32	50	07227	5.90



SCAFFGUARD corner connector


For the flexible connection of aluminium rails for wall panels at corners. Incl. 2 bolts M 12 x 20.

Info	H/L x B (m)	kg	Pack	Part No.	€/each
	0.15 x 0.02	0.31	50	07226	14.75

**SCAFFGUARD semi-coupler**


For SCAFFGUARD protection system. For the system-independent mounting of the aluminium rails.

Info	H/L x B (m)	kg	Pack	Part No.	€/each
AF 19	0.14 x 0.12	1.70	15	07210	16.80
AF 22	0.14 x 0.12	1.70	15	07211	16.80

**SCAFFGUARD coupler with RINGSCAFF ledger head**

Coupler for the mounting of SCAFFGUARD aluminium rails to RINGSCAFF modular scaffolding standards.

Info	H/L x B (m)	kg	Pack	Part No.	€/each
	0.14 x 0.12	1.30	50	E04RS1206	14.95

**SCAFFGUARD plastic panel, opal/white**

Plastic wall panel, permeable to light. Suitable for fitting in aluminium rails. Can easily be sawn to the appropriate length. Wind loads up to 1.1 kN/m². Promotional printing possible on request.

Info	H/L x B (m)	kg	Pack	Part No.	€/each
Opal white	2.10 x 0.98	3.60	100	07220	39.50


Embossing possible

**SCAFFGUARD plastic panel, colourless**

Plastic wall panel, permeable to light. Suitable for fitting in aluminium rails. Can easily be sawn to the appropriate length. Wind loads up to 1.1 kN/m². Promotional printing possible on request.

Info	H/L x B (m)	kg	Pack	Part No.	€/each
colourless	2.10 x 0.98	3.60	100	07221	35.90

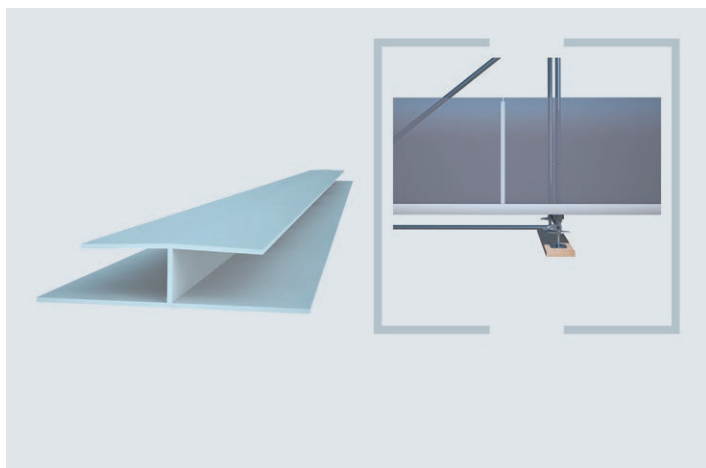
Embossing possible



SCAFFGUARD screen-print panel

Plywood wall panel, impermeable to light. Increased safety in terms of break-through, particularly when fitted e.g. at lower scaffolding levels. Promotional printing possible on request.

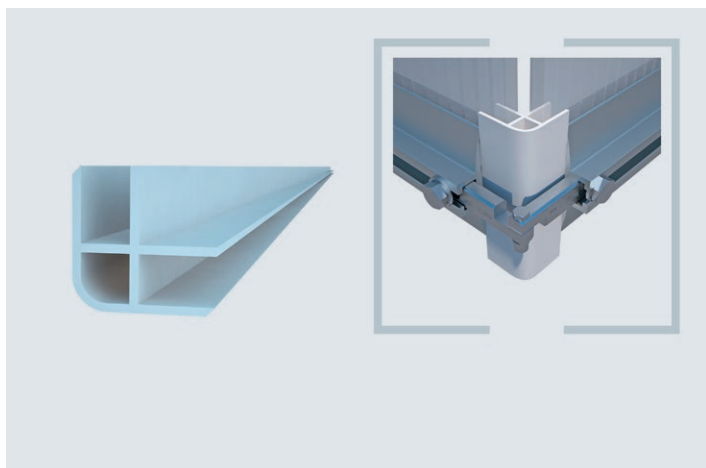
Info	H/L x B (m)	kg	Pack	Part No.	€/each
	2.00 x 0.98		1	07222	68.50



SCAFFGUARD PVC H-shaped joint profile

PVC, white. For the vertical connection of two SCAFFGUARD wall panels within one bay.

Info	H/L x B (m)	kg	Pack	Part No.	€/each
	0.90	0.24	50	07219	3.50



SCAFFGUARD PVC corner profile

PVC, white. For the corner connection of two SCAFFGUARD wall panels within one bay. The profile will need to be shortened to the required length.

Info	H/L x B (m)	kg	Pack	Part No.	€/each
	6.50	2.00	50	07216	35.50



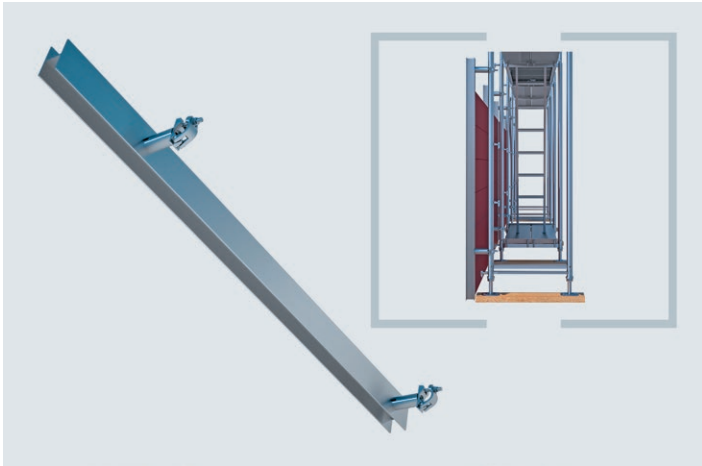
SCAFFGUARD pallet

Stacking pallet for the storage and transport of SCAFFGUARD wall panels. Dimensions: L=2,110 mm (outer), W=1,110 mm (outer), H= 1,050 mm (inner, stacking height 1,000 mm).

Securely welded standards.

For up to 210 m² of SCAFFGUARD wall panels.

Info	H/L x B (m)	kg	Pack	Part No.	€/each
	2.11 x 1.11	56.00	1	07225	215.00 ①


**SCAFFPLANK vertical rail**

System-independent wall material for cladding in the case of heavy-duty demolition jobs or as pedestrian tunnel, etc.

For attachment to vertical frames, standards and scaffold tubes.

Rail length 2.00 m. Scaffold boards of all types or even insulation panels up to a thickness of 5 cm can be inserted into the rail's U-shaped profile. The couplers for fitting the rails are welded so as to be asymmetrically offset to enable the scaffolding to be levelled.


Info	H/L x B (m)	kg	Pack	Part No.	€/each
AF 19	2.00	25.40	25	07213_19	105.00
AF 22	2.00	25.40	25	07213_22	105.00

SMART DETAILS

Better protection – SCAFFPLANK protects the building site against unauthorised access and vandalism and offers privacy. The system could also be used e.g. by emergency services.



Only one component – On the other hand, however, it can be used system-independently either horizontally or vertically. Ideally, it can be combined with other cladding systems



In stock – Your decks in stock are unprofitable. In combination with SCAFFPLANK, you will be using your existing material for new applications.



WELL-PLANNED, PERFECT NET

SECURING SCAFFOLDING THE CLASSIC WAY

When it is a question of price per square metre, tarpaulins and nets are still preferred whenever scaffold cladding is concerned. And various alternatives for diverse applications mean that a lot is possible with such systems.

TARPAULINS AND NETS [01]

The classic solution for dust, rubble and other building site hazards is available in various alternatives: from a lightweight net fabric as a safeguard against dust and other emissions to a heavy-duty tarpaulin, there are many options available.


KEDER TARPAULINS [02]


Various grammages and optimised Keder rail design make the Keder tarpaulin a universally applicable solution for the hermetic enclosing of buildings – e.g. in the case of dust-intensive façade work.

REQUIREMENT-ORIENTED ALTERNATIVES

OPTIMISED GRAMMAGE

WITH AND WITHOUT KEDER HEM





Scaffold tarpaulin, mesh fabric 200

Mesh-reinforced tarpaulin for protection against wind and rain which thereby reduces downtimes due to weather-related influences. Decreases the degree of impairment to residents and passers-by when a lot of dust is generated and prevents the risk of material and tools falling down. Robust and tear-resistant mesh fabric, permeable to light. Welded-on eyelet strips for attachment to the scaffolding by means of toggle straps (Art. No. 01255). Can be used universally for metric and non-metric bay lengths.

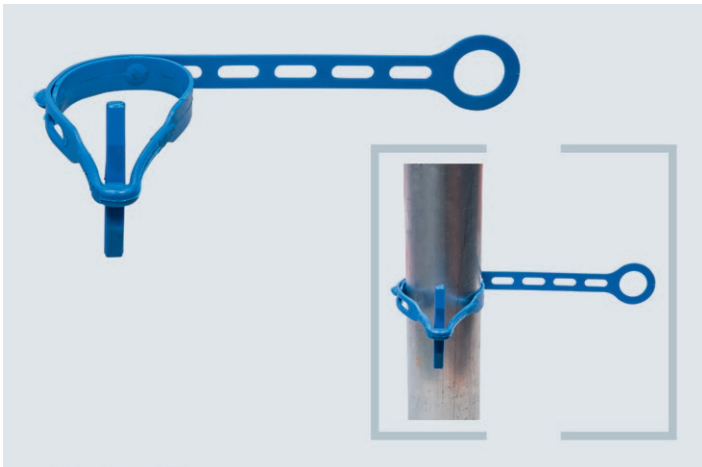
Weight per m²: 200 g

Prices/m² approx.: 1.25 / 0.79 / 0.74

H/L x B (m)	kg	Pack	Part No.	for order volume of: €/each		
20.00 x 2.70	10.80	2	04917	1: 67.65	2: 42.65	10: 39.95
20.00 x 3.20	12.80	2	04918	1: 80.15	2: 50.55	10: 47.35

SNP

Please state m²



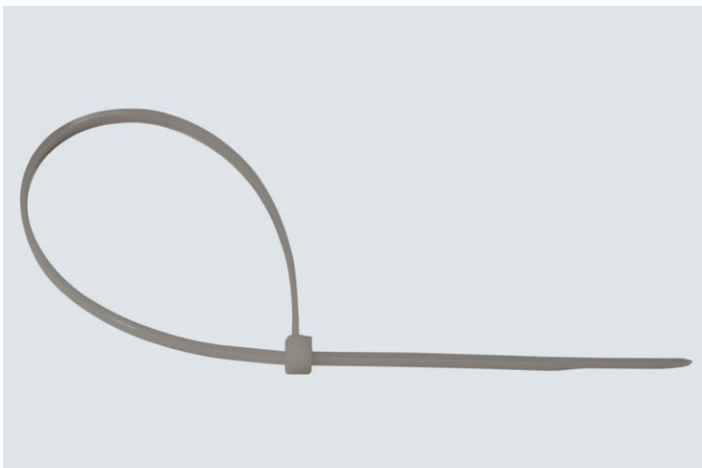
DELTA toggle strap

For the rapid and secure attachment of protective scaffold tarpaulins and nets to the scaffolding. High tear-resistance and reusable.

Suitable for all scaffolding systems.

H/L x B (m)	kg	Pack	Part No.	for order volume of: €/each		
	0.01	50	01255	1: 0.95	50: 0.80	500: 0.70 ①

SNP

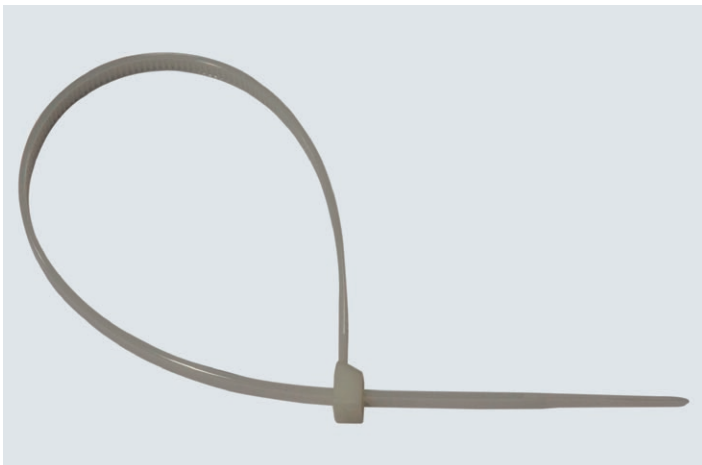


One-way tie, standard

The weight indicated refers to 100 pieces.

Info	kg	Pack	Part No.	for order volume of: €/each		
300 x 4.8 mm	0.22	100	01259	1: 0.05	100: 0.04	2000: 0.03

SNP




One-way tie, reinforced

Reinforced version with enhanced tear-resistance.

The weight indicated refers to 100 pieces.

Info	kg	Pack	Part No.	for order volume of: €/each		
340 x 7.6 mm	0.50	100	01258	1: 0.08	100: 0.07	2000: 0.06

SNP



Cable ties, stainless steel

High-performance stainless steel cable ties. For special applications such as e.g. the fastening of base plates when being moved by crane or the securing of decks against lift. UV-resistant, resilient to extreme temperatures or chemical influences. Load of up to 1,140 N. The weight indicated refers to 100 pieces.

Info	kg	Pack	Part No.	for order volume of: €/each		
360 x 7,9 mm	0.74	100	07131	1: 0.75	100: 0.69	1000: 0.59 ①
680 x 7,9 mm	1.50	100	07132	1: 1.29	100: 1.10	1000: 1.00 ①

SNP



Scaffold protection net 50


Dust protection net with permeable net structure to reduce the wind-exposed contact surface. Made out of tear-resistant and UV-stabilised HDPE fabric. Simple fitting thanks to low weight of only 50 g/m². Attachment to the scaffolding by means of toggle straps or one-way ties using the edge-reinforced perforated strip.

Prices/m² approx.: 0.41 / 0.36 / 0.32

H/L x B (m)	kg	Pack	Part No.	for order volume of: €/each		
20.00 x 2.57		4	01244	1: 20.80	4: 18.50	20: 16.60
20.00 x 3.07		4	01247	1: 25.30	4: 22.50	20: 19.90

SNP

Please state m²



Net for roof safety systems as per DIN 4420 [8.1.2]

Efficient solution for catch and roof safety scaffolds. Simple fitting for all steel and ladder scaffolds, preferably in combination with guardrail posts for protective nets (Art. No. 00689). Mesh size 100 mm for adequate catch protection. Robust meshing out of 4.5 mm nylon cord with reinforced peripheral rope. Weight per m²: 300 g. Attached with the quick-fit fastener strap (Art.-No. 01325). Prices/m² approx.: 2.98 / 2.48 / 2.16

H/L x B (m)	kg	Pack	Part No.	for order volume of: €/each		
5.00 x 2.00	2.25	1	01317	1: 29.80	5: 24.80	20: 21.60
10.00 x 2.00	4.50	1	01319	1: 60.00	5: 50.00	20: 43.50

SNP

Other models on request



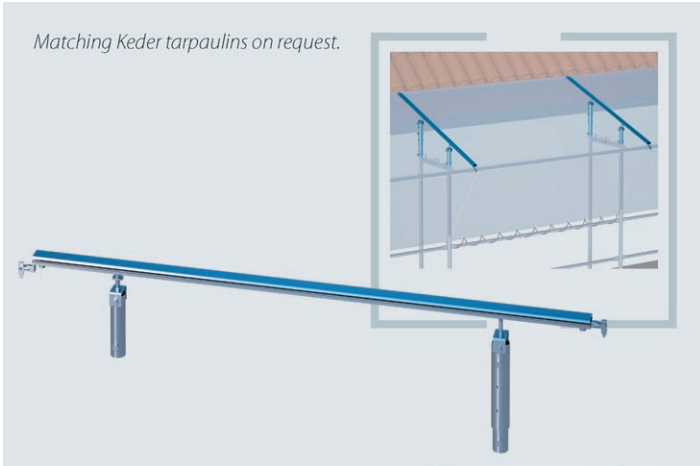
Quick-fit fastener strap

For the rapid fitting of roof safety nets. Comes with strap buckle for continuous adjustment and secure fastening. Mounting clearance 1.00 m. The weight indicated refers to 50 pieces.

H/L x B (m)	kg	Pack	Part No.	for order volume of: €/each		
0.50	2.20	50	01325	1: 1.40	50: 1.10	500: 0.90 ①

SNP


Matching Keder tarpaulins on request.

**Weather protection transom with telescopic tube**

Optimal weather protection solution for the uppermost scaffold level. Simple to fit using adjustable extension tubes. Flexible fitting to suit various circumstances prevailing around the roof and eaves of buildings. Fits for all scaffolding systems and widths in combination with simple scaffold sheeting or special PVC Keder tarpaulins. Back guardrails are necessary for stabilisation (see RUX-SUPER façade scaffolding system price list).


H/L x B (m)	kg	Pack	Part No.	for order volume of: €/each		
1.80	4.50	1	05508	1: 107.50	5: 89.00	10: 77.20

SNP

**PVC Keder tarpaulin 650 g, reinforced version, flame retardant**

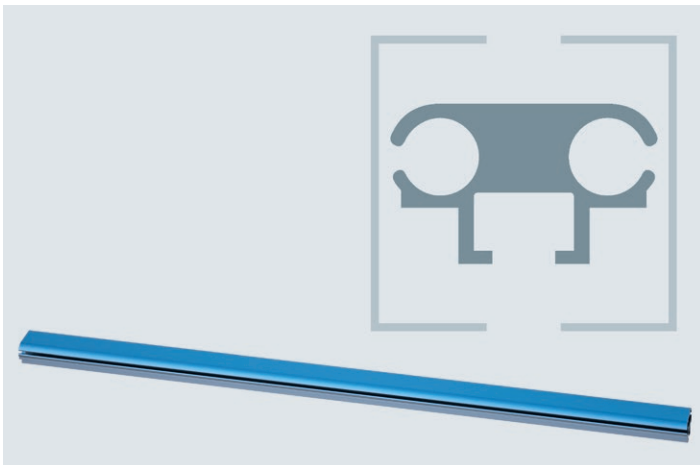
This PVC-coated tarpaulin with Keder hem enables a water and dust-free enclosing of workplaces for sand blasting or corrosion protection jobs and prevents environmental impacts. The sheeting is available in any length (max. 20 m) and any width, in the colours white, green, blue or grey (as B1 version only in white). In the case of intermediate widths, the next higher modular dimension is taken. The tarpaulin is flame retardant as per DIN 4102 B1. When ordering, please state colour and the respective axial dimension of the scaffold bay. The sheeting is supplied optionally either with Keder hem or brass eyelets at its front end to enable joining with the next tarpaulin section or to tighten it to avoid fluttering. Weight per m²: 650 g. Price on request!

Info	H/L x B (m)	kg	Pack	Part No.	€/each
				01296	①

Please state m²**PVC Keder tarpaulin, reinforced version, 650 g**

This PVC-coated tarpaulin with Keder hem enables a water and dust-free enclosing of workplaces for sand blasting or corrosion protection jobs and prevents environmental impacts. The sheeting is available in any length (max. 20 m) and any width, in the colours white, green, blue or grey (as B1 version only in white). In the case of intermediate widths, the next higher modular dimension is taken. When ordering, please state colour and the respective axial dimension of the scaffold bay. The sheeting is supplied optionally either with Keder hem or brass eyelets at its front end to enable joining with the next tarpaulin section or to tighten it to avoid fluttering. Weight per m²: 650 g. Price on request!

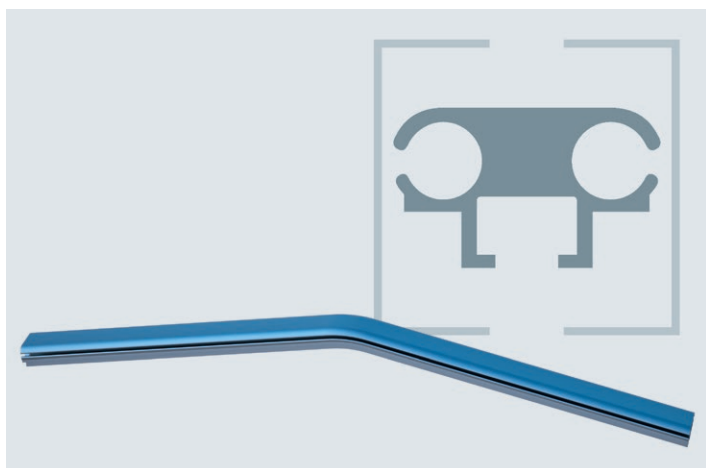
Info	H/L x B (m)	kg	Pack	Part No.	€/each
		0.65		01293	①

Please state m²**Keder rail**

Aluminium profile to connect Keder tarpaulins and to fit them to the scaffolding structure. It provides the entire system with stability and ensures a dust-tight and waterproof joining of the tarpaulins with one another. The rails are attached to the scaffold tube by means of a multi-directional distance coupler.

H/L x B (m)	kg	Pack	Part No.	for order volume of: €/each		
1.00	1.50	1	01449	1: 14.90	10: 13.40	20: 11.95
2.00	3.00	1	01454	1: 29.80	10: 26.80	20: 23.90
3.00	4.50	1	01456	1: 44.70	10: 40.20	20: 35.85
4.00	6.00	1	01458	1: 59.60	10: 53.60	20: 47.80
5.00	7.50	1	04717	1: 74.50	10: 67.00	20: 59.75 ①
6.00	9.00	1	01459	1: 89.40	10: 79.90	20: 69.90

SNP



Keder ridge rail

Connection piece for the construction of gable roofs with Keder tarpaulins. Attachment to lattice girders or scaffold tubes by means of the multi-directional distance coupler (Art. No. 01441 / 01442).

H/L x B (m)	kg	Pack	Part No.	for order volume of: €/each		
1.00	1.50	1	01450	1: 43.00	5: 32.50	10: 29.50

SNP




Keder rail for roof eaves

For the transition from scaffold wall to roof area i.e. from the horizontal to the vertical alignment of the Keder system when buildings are to be completely enclosed.

H/L x B (m)	kg	Pack	Part No.	for order volume of: €/each		
1.00	1.50	1	01451	1: 43.00	5: 32.50	10: 29.50

SNP



Keder rail, flexible

To adapt the Keder system to fit unusual scaffold or building shapes. Whether curved, angled or round, the Keder system follows the shape of the structure to be scaffolded in every respect thanks to the article's bendability into any angle.

H/L x B (m)	kg	Pack	Part No.	for order volume of: €/each		
1.00	1.50	1	01452	1: 55.60	5: 49.00	10: 41.00 ①

SNP




Foam rubber seal for Keder rail

For connecting two Keder rails where they join with one another as a protection against dripping water.

H/L x B (m)	kg	Pack	Part No.	for order volume of: €/each		
		100	01447	1: 2.40	50: 1.90	100: 1.50

SNP



Multi-directional distance coupler

For the attachment of Keder rails to scaffold tubes, vertical frames, modular standards or lattice girders. Mounting can take place at any angle and in any direction. Optimal solution for special structures without any fixed modular dimensions e.g. on bridge building sites or for historical monuments. Tightening torque of the collar nuts 50 Nm. Version corresponds to EN 74.

Info	kg	Pack	Part No.	for order volume of: €/each		
AF 19	1.20	20	01442	1: 16.40	50: 10.50	200: 9.80
AF 22	1.20	20	01441	1: 16.40	50: 10.50	200: 9.80

SNP

UP, DOWN, OUTSIDE, INSIDE - SAFE!

BUILDING SITE PROTECTION KNOWS MANY DIRECTIONS

Protection is not only important for one's own workforce, but for all the trades to follow and for pedestrians. Many possible hazards can be alleviated from the outset with the right sense of responsibility.

PSA AND HEIGHT RESCUE [01]

Fall protection saves lives – and it is becoming mandatory for an ever-increasing number of applications. We have the approved PSA hardware in our range. This combines to a well-rounded offer together with our regularly-recurring height rescue seminars and corresponding testing schedules.

WARNING MARKINGS [02]

Sharp edges and dangerous corners can be clearly marked with some simple aids or be completely covered and enclosed.

PEDESTRIAN PASSAGES [03]

Pedestrian tunnels can be easily and quickly implemented with the RINGSCAFF system girder: it even incorporates double roof protection and a scaffolding can be built on top – no matter whether it is a modular or façade system.

EVERYTHING FOR SCAFFOLDING SAFETY

REGULAR TRAINING SESSIONS

PSA TESTS

PEDESTRIAN PROTECTION





Premium set

Revolution R2 safety harness incl. fixed back anchorage extension of 0.80 m + Manyard connecting devices with shock-absorbing lanyards + equipment bag. The combination out of lanyard and back anchorage extension (approved as per EN 363) on the Revolution R2 safety harness enables work on scaffold bays up to a height of approx. 3.00 m.

Info	H/L x B (m)	kg	Pack	Part No.	€/each
Size S/M		3.05	1	06120	219.00
Size L/XL		3.20	1	06121	219.00

SNP



Revolution R2 safety harness

Front and back fall arrest anchorage, sharp-edge tested back anchorage extension of 0.80 m, express setting, automatic locking, protected label compartment, comfortable back padding, strap-end clip, integrated accessory system, comfortable elastic DuraFlex straps, swivel joint connection. Corresponds to EN 361.

Info	H/L x B (m)	kg	Pack	Part No.	€/each
Size S/M		1.58	1	06123	179.00 ①
Size L/XL		1.73	1	06124	179.00 ①

SNP

Other models on request




Manyard connecting devices with shock-absorbing lanyards

Sharp-edge tested, swivel design for more manoeuvrability, safety clip for attachment to safety harness, length 2.00 m, scaffold hook 63 mm. Horizontal approval (anchor point at foot height). Protected, new shock-absorbing lanyard package. Teflon-coated (longer service life). Corresponds to EN 354 and EN 355.

Info	H/L x B (m)	kg	Pack	Part No.	€/each
	2.00	1.00	1	06166	78.00

SNP



Twin Manyard connecting devices with shock-absorbing lanyards

Two-piece connecting device with shock-absorbing lanyards. Sharp-edge tested, swivel design for more manoeuvrability, safety clip for attachment to safety harness, length 2.00 m, scaffold hook 63 mm. Horizontal approval (anchor point at foot height). Protected, new shock-absorbing lanyard package. Teflon-coated (longer service life).

Info	H/L x B (m)	kg	Pack	Part No.	€/each
		1.50	1	06139	130.90

SNP



PVC equipment bag (red)

27 cm x 50 cm (D x L)

Info	H/L x B (m)	kg	Pack	Part No.	€/each
		0.40	1	06130	23.50

SNP



Connecting device with shock-absorbing lanyard

Sharp-edge tested, 12 mm woven inner core, 65 mm scaffold hook, length 2.00 m. Horizontal approval (anchor point at foot height). Protected, new shock-absorbing lanyard package.

Corresponds to EN 354 + EN 355 + EN 1891.

Info	H/L x B (m)	kg	Pack	Part No.	€/each
	2.00	1.15	1	06128	80.00

SNP




Scorpion fall arrester

Sharp-edge tested, Horizontal approval (anchor point at foot height), rapidly-triggered brake system, stops within a few millimetres, compact and light, length 2.70 m, corrosion-resistant material, Teflon-coated strap (longer service life).

Comes with 63 mm scaffold hook. Corresponds to EN 361.

Info	H/L x B (m)	kg	Pack	Part No.	€/each
	2.70	2.11	1	06127	169.00

SNP



Fall safety protection device

Comes with 18.00 m rope and blue plastic housing. Integrated fall impact absorber, snap hook with turbulence and fall display, with IKV 08. Safety device for horizontal and vertical applications. 15.00 m useful length, edge-tested steel rope.

Please also order: connection loop (Art. No. 06181) and steel snap hook (Art. No. 06183)!

Info	H/L x B (m)	kg	Pack	Part No.	€/each
		6.30	1	06180	357.50


SNP

Matching component parts:
Snap hook (Art. No. 06183)
Connection loop (Art. No. 06181)

**Snap hook HWPS 18**

To be used in combination with the fall safety protection device HWPS 18 and e.g. Manyard or twin Manyard connecting devices.

Info	H/L x B (m)	kg	Pack	Part No.	€/each
		0.27	1	06183	11.25

**Connection loop for fall safety protection device HWPS 18**

To affix the safety device (lifeline) to the anchorage point on the scaffolding. 6 mm steel rope.

Info	H/L x B (m)	kg	Pack	Part No.	€/each
	0.50 x 0.06	0.20	1	06181	7.80

**Rescue set ABS 3 WH**

Comes with 20.00 m rope, 1 IK AB 100, 1 IKV 13, 1 telescopic rod, 1 carrier bag (41-RSET/20). Incl. hand wheel and crank to lift. Automatic speed control.

Info	H/L x B (m)	kg	Pack	Part No.	€/each
SC3	20.00	6.20	1	06184	629.00
SC3	20.00	5.69	1	06186	554.00
SC3	40.00	6.20	1	06185	677.50
SC3	40.00	5.69	1	06187	601.50

SNP

**Lifeline**

Horizontal, mobile fall protection with 20.0 m strap incl. Miller bag.

Info	H/L x B (m)	kg	Pack	Part No.	€/each
		3.50	1	06168	259.50 ①

SNP



Kask helmet

Comfortable work safety helmet:

- High-density, impact-resistant outer shell with drip edge
- 390 g light
- 10 air slits for particularly good ventilation
- Protected by a high-strength, aluminium mesh
- Adjustment by means of hand wheel with rubberised outer ring for enhanced grip
- Adapter clips on the outer shell for the attachment of accessories such as head-lamps and various visors
- Internal padding can be washed at 30°
- Anti-allergic fabric with polygiene treatment prevents the growth of bacteria and bad odours
- Individually adjustable chinstrap with 4 anchor points
- Ring on chinstrap for attachment to belt or work gear
- Universally adjustable from 51 - 63 cm
- Corresponds to EN 397

Info	H/L x B (m)	kg	Pack	Part No.	€/each
white		0.56	1	07133	69.00
yellow		0.56	1	07170	69.00
orange		0.56	1	07171	69.00
red		0.56	1	07172	69.00
green		0.56	1	07173	69.00
british green		0.56	1	07175	69.00
royal blue		0.56	1	07176	69.00
blue		0.56	1	07177	69.00
black		0.56	1	07178	69.00

SNP



Miller helmet


Comes with chinstrap, red, with industrial approval as per EN397.

- Comfortable internal padding and chinstrap
- Good air circulation prevents the formation of moisture
- Universally adjustable from 51 - 61 cm
- Corresponds to EN 397

Info	H/L x B (m)	kg	Pack	Part No.	€/each
red		0.50	1	06134	59.00

SNP

Matching component part:
SCAFFGUARD aluminium rail
(Art. No. 07200)



Self-adhesive reflective foil, roll 90 mm x 50 m, red/white

Foil suitable as a warning sign e.g. for pedestrian tunnels. Fits into SCAFFGUARD aluminium rails (Art. No. 07200) for instance.

H/L x B (m)	kg	Pack	Part No.	for order volume of: €/each		
50.00 x 0.09	1.90	1	07240	1: 159.00	10: 128.00	25: 116.00

SNP

NEW

Access barrier for aluminium stairway 2.00 m with platform

Suitable for the façade scaffolding SUPER 0.65 m. The stairway entrance is simply made inaccessible for unauthorised persons. Screws and couplers are used for the fitting, opening and closing.

Info	H/L x B (m)	kg	Pack	Part No.	€/each
AF 19	1.50 x 0.65	16.40		07139_19	189.50
AF 22	1.50 x 0.65	16.40		07139_22	189.50

NEW



Underlay pad for base jack

Fitted with reflectors, out of plastic material.

H: 0.265 mm x L: 0.235 mm x W: 0.01 mm

Info	kg	Pack	Part No.	for order volume of: €/each			
	0.20	80	05632	1:	3.40	10:	2.45
				50:	2.10		

SNP



Protective cap for coupler connections

Fitted with reflectors, out of plastic material.

Info	kg	Pack	Part No.	for order volume of: €/each			
	0.12	30	05629	1:	3.80	10:	3.20
				50:	2.85		

SNP



Protective cap for tube ends

Fitted with reflector, Ø 48.3 mm tube.

Info	kg	Pack	Part No.	for order volume of: €/each			
L: 46 mm	0.03	30	05633	1:	2.95	10:	2.20
				50:	1.75		

SNP



Protective cap for tube ends without reflector

For tubes with an outer diameter of 48.3 mm. To cover up the cut edges.

Info	kg	Pack	Part No.	for order volume of: €/each			
	0.02	30	05634	1:	0.49	10:	0.35
				50:	0.29		

SNP

**Protective cap for tube ends - grey**

Out of grey plastic material, for tubes with Ø 48.3 mm.

Info	kg	Pack	Part No.	for order volume of: €/each		
	0.01	100	01220	1:	1.60	10: 1.20 50: 0.95


SNP

**Protective cap for longitudinal tube**

Suitable for scaffold tubes with a diameter of 48.3 mm, with reflector.

Info	kg	Pack	Part No.	for order volume of: €/each		
L: 245 mm	0.10	100	05635	1:	2.95	10: 2.20 50: 1.75 ①

SNP

**Protective cap for standard rings, complete**

Set consists of 2 caps.

Info	kg	Pack	Part No.	for order volume of: €/each		
	0.09	30	05630	1:	3.40	10: 2.45 50: 1.90


SNP

**Protective cap for standard rings**

Comes with opening for ledgers.

Info	kg	Pack	Part No.	for order volume of: €/each		
	0.06	30	05631	1:	3.40	10: 2.45 50: 1.90

SNP



Site fence ROBUST

To secure the building site against unauthorised entry, vandalism and theft and to avoid accidents. Robust, torsion-free steel tube frame with stable 4 mm-thick stanchions out of round steel. Mesh size 100 x 300 mm.

H/L x B (m)	kg	Pack	Part No.	for order volume of: €/each		
3.50 x 2.00	16.00	1	00806	1:	73.00	10: 61.00 25: 55.20 ①

SNP



Connection clamp for mobile site fences

For the simple screw-connection of site fence elements. Depending on the application, at least 4 clamps are necessary to securely affix the adjoining site fences.

H/L x B (m)	kg	Pack	Part No.	for order volume of: €/each		
	0.30	20	00809	1:	4.50	10: 3.75 25: 3.40 ①

SNP




Concrete base

Provides site fence elements with a safe stand. Made out of heavy gravel concrete it comes with 6 holes for a secure arrangement of the fence sections (secure against overturning). Practical grip recesses for ergonomic handling.

H/L x B (m)	kg	Pack	Part No.	for order volume of: €/each		
0.71 x 0.23	36.00	1	00808	1:	14.90	10: 9.80 25: 9.00 ①

SNP



Blocks of concrete ballast

Enormous diversity, looks good, perfect product design.

Uses: scaffold ballast, protective barrier, cable bridge, advertising medium, building-site safety etc.

The numerous connection alternatives as well as the product design, allowing for a combination of several blocks to a much larger unit, enable a diverse range of applications for events and construction sites. Optimally used as a ballast for freestanding scaffold structures. Here, too, given the many connection possibilities, new options present themselves for making effective use of ballast.

Blocks are available in 600 kg and 1,000 kg alternatives.

Concrete quality: high-performance min. C55/67

Density of normal concrete: 2.4 kg/dm

Surface: exposed concrete

Recommendation: combine a max. of 3 blocks vertically

Features:

Crane lugs, fork-lift capability

Spindles or castors can be fitted

Vertical combination since the blocks interlock with one another or from inserting scaffold tubes through the central scaffold tube opening

Horizontal connection with scaffold tubes

Combinable with scaffolding elements such as e.g. lattice girders

An adapter plate for the central attachment of square elements is optionally available

Advertising:

Can be supplied in RAL colours


Stickers with company logo available

H/L x B (m)	kg	Pack	Part No.	for order volume of: €/each		
0.80 x 0.80	600.00	1	07047	1: 585.00	10: 425.00	20: 375.00
0.90 x 0.90	1,000.00	1	07046	1: 695.00	10: 495.00	20: 445.00

SNP

NEW

SMART DETAILS



Modular – The blocks ideally interlock with one another and can be combined vertically or horizontally to form stable units by using the integrated tube holding fixtures.



Practical – Blocks can be adapted to every scaffolding situation thanks to their many connection options and add-on possibilities – fork-lift optimised. Blocks have a weight

of one tonne and can be perfectly integrated into a company's corporate design through stickers bearing the company's logo or by applying individual colouring.





SERVICE IS OUR HALLMARK, AND MARKING IS OUR SERVICE FOR YOU!

Ownership marking is becoming increasingly important – sometimes finance houses and insurers even demand this. But looking on the positive side: a professional external image and advertising impact should not be underestimated!

We offer various forms of material marking ranging from embossing and screen printing to solutions with stickers. Depending on the material, quantities involved and the motifs desired, there are a number of possible options which we would very much like to discuss with you in detail.



COATING

The classic solution for scaffolding! Just get some paint on it. That is exactly what we do with our rental material, too. Also available in fashionable RAL colours for your new material.



METAL EMBOSSING

We can supply individually embossed steel strip already affixed to the planks if desired. Individually embossed U-shaped caps are also available for SUPER planks.



OUR K++ STICKERS: YUCK!


Our K++ stickers are not quite as tasty as jelly babies, but they are just as colourful and a whole lot stickier – so at least it is two out of three points here! Moreover, they cannot be removed in a single piece, but only in shreds. And the best thing: they are available with your motif in small lot sizes!



EMBOSSING, COATING, STICKERS: **LAST!**

Anyone knowing a little about the whole thing, knows that it is not quite so easy to find marking solutions that last for a long time – and that is what is needed, of course. We work together with suppliers that are extremely proficient in the areas of embossing, marking, coating, labelling, adhesion etc.

Ask us to provide you with an individual quotation!



The **technical information** on our K++ stickers can be found in the download section of the scafom-rux.de homepage.



CALCULATOR, NEWS + MANUALS

You can access approval documents, technical details and manuals on our website with the APP. Our animations and current scafom-rux news are also available there.

So it is probably a good idea to surf over to the iOS or Android store and download the scaffold APP from there! Free of charge and without any in-app purchases.

QUICK ON-THE-SPOT ESTIMATE? APP-SOLUTELY NO PROBLEM!

Who doesn't know the situation: an impromptu enquiry and the customer is located along the way, so drive over quickly and have a look at the situation. Then the typical question: "Well, what sort of price can I expect?".

You will always have the answer right in your pocket: namely your smartphone with our scaffold APP. **This enables you to quickly calculate the parts needed for a façade or modular scaffolding as well as stair towers.** A few seconds later the customer has a general idea of the cost and you already have a rough parts list. You could even email us this list directly and make an order out of it. Not exactly unselfish, but still ingenious, isn't it?



NUMEROUS IMAGES, FEW WORDS: SCAFOM-RUX FILMS AND ANIMATIONS

Moving images providing information on the application, assembly and benefits of proven or new scafom-rux products? "Can't do any harm", we thought some years ago. In the meantime, the video library has grown to some 100 clips and the feedback from users proves that they are being readily used.


Our movies are available on **Youtube.de** and **Vimeo.com** – and this without any irritating advertising (apart from the film itself, of course). And when things get really tough, you can always use them to keep your interns quiet and happy for a while...

SORTED BY PRODUCT GROUPS, OPTIMISED FOR ALL DEVICES: [VIMEO.COM/RUXGMBH/ALBUMS](https://vimeo.com/ruxgmbh/albums)



E.g. SCAFFPLANK building site protection:

Protection against vandalism and noise as well as for passers-by during demolition work can be simply implemented through the use of standard planking that is just inserted into the system-independent SCAFFPLANK rails.



E.g. SCAFFGUARD scaffold cladding:

Economic, system-independent enclosures – and that with a minimal storage requirement. Building sites with scaffolding can be cladded very simply using SCAFFGUARD. System-independent!

MORE THAN 60 YEARS' EXPERIENCE

We have been involved in the manufacture of scaffolding for quite some time now. So it is not really surprising that our product ranges have been consistently adapted to meet market requirements and correspondingly enlarged.

But for all this, we have never lost sight of the fact that the user prefers specific components – namely those that are already in one's own stock. In other words, new products will always be confronted with the same question: "Is everything still compatible?".


Admittedly, we no longer have any parts in our ranges that are compatible with wooden ladder scaffolds... but otherwise we ensure economic product sustainability wherever it makes sense.

Our developments MULTI-ROOF and SCAFFPLANK are just two examples from many in this respect. The MULTI-ROOF solution can be accomplished using existing RINGSCAFF ledgers and in the case of SCAFFPLANK, existing decking can be used to protect the building site.

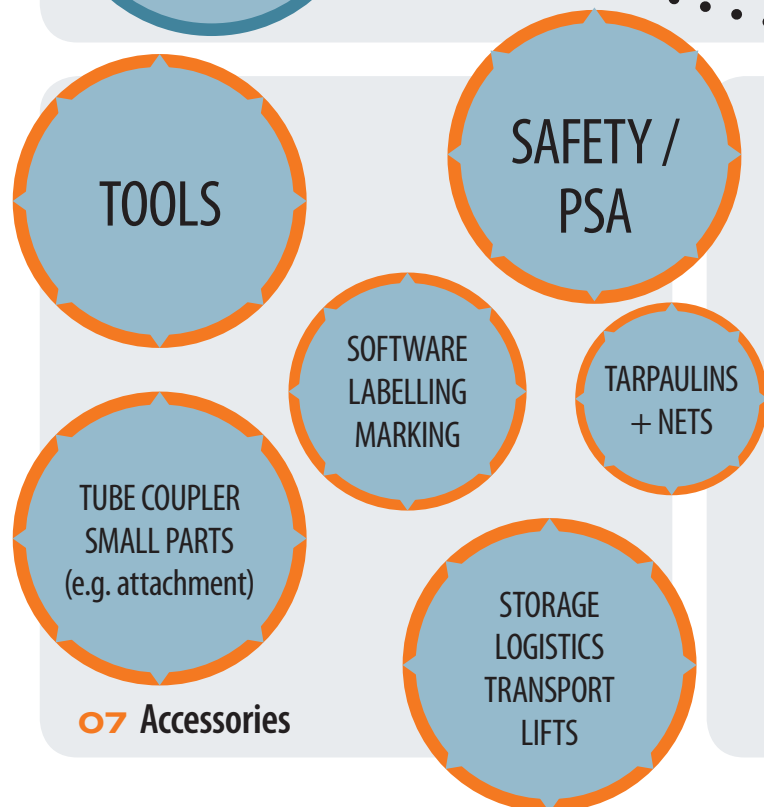
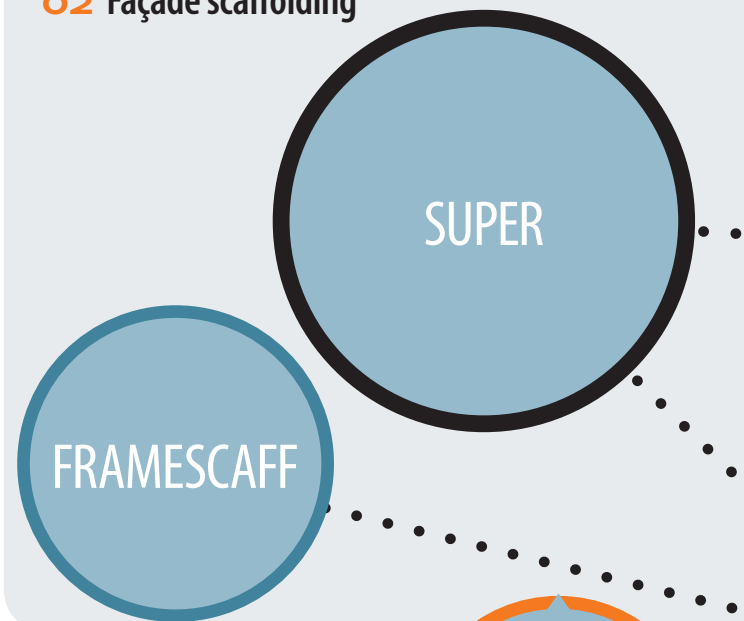
An intensive exchange with scaffold users additionally ensures that new developments really do make the daily work on the building sites easier: e.g. in terms of logistics, assembly and material optimisation and that they are, of course, needs-oriented. After all, you know best what you require in order to get the job done really well.

As an important part of the international scafom-rux group, we are more effective than ever: networked worldwide with specialists from development, manufacturing and application technology, we combine our profound expertise to go one step further in finding the best solution for your great projects. To put it in a nutshell:

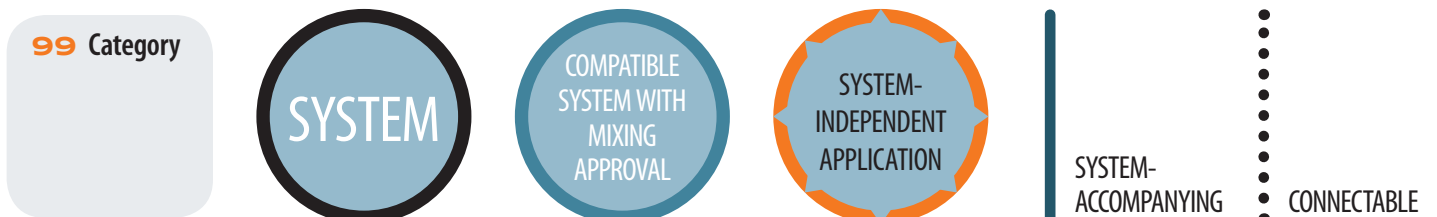
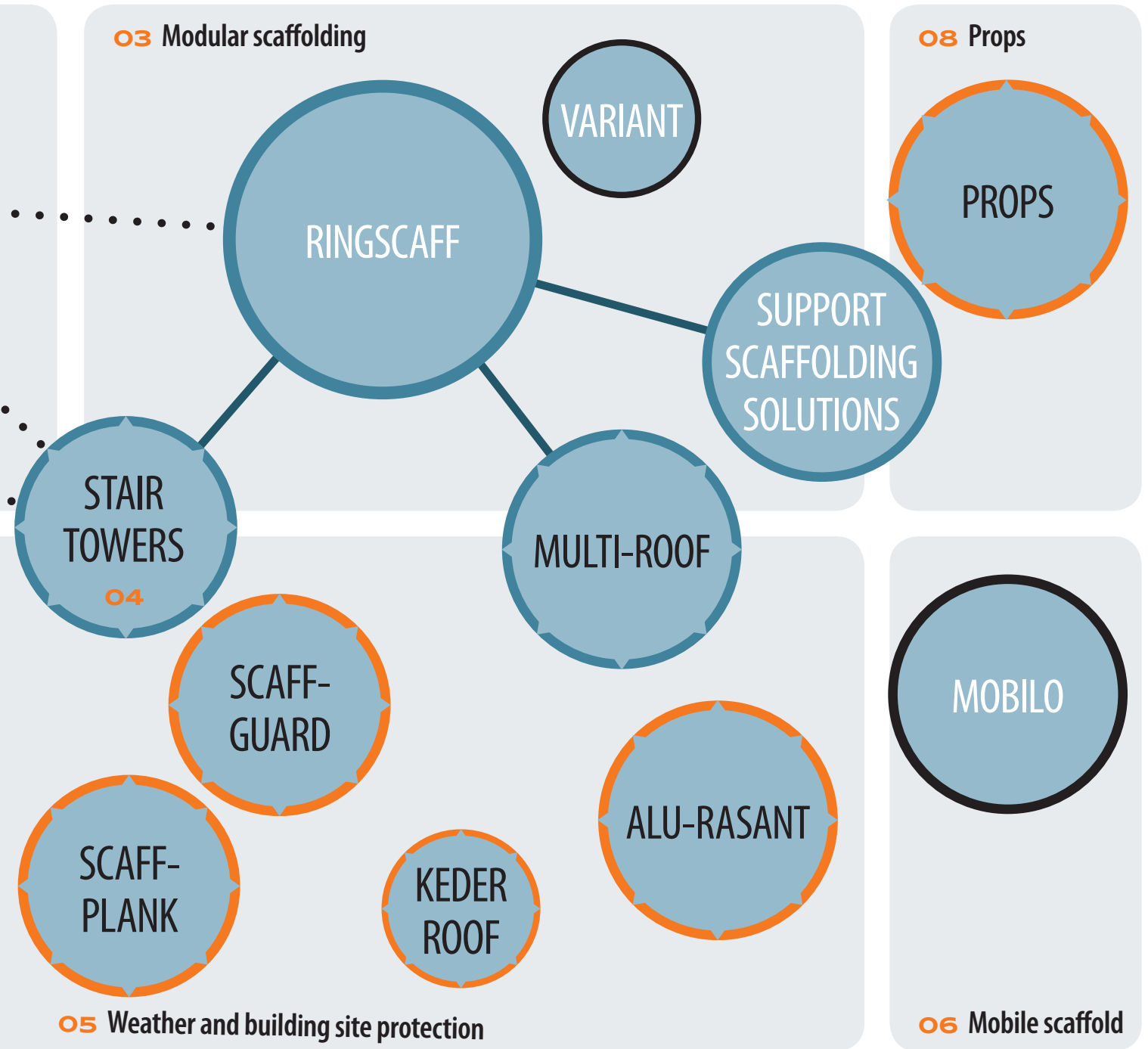
SMART DETAILS, GREAT SOLUTIONS!



02 Façade scaffolding



This overview shows you just how wide our product range is and how well one thing interconnects with the other.



RUX RENTAL - YOUR SCAFFOLD RENTAL COMPANY



RENTING INSTEAD OF BUYING - STAY LIQUID!

FAÇADE SCAFFOLDING, MODULAR SCAFFOLDING,
ACCESSORIES, STAIR TOWERS, ROOFING, LIFTS

In times like these, flexibility is absolutely essential if you wish to stay competitive. Renting scaffold material is a real alternative to buying both in terms of material availability as well as when peak order demands have to be met.

Our rental specialists will gladly inform you about when and for whom rental is worthwhile. Simply request our current price list or download it as a PDF directly from our website:

www.scafom-rux.de/download-center

**YOU HAVE THE PROJECT,
WE SUPPLY THE MISSING
PUZZLE PIECES**

- **Flexibility both financially and in terms of time**
- **Planning and calculation reliability**
- **Fixed, low monthly payments instead of high investments**
- **Original material in manufacturer quality**
- **Safeguarding of order peaks**
- **Closing investment gaps**



THE RUX RENTAL TEAM AVAILABLE FOR YOU

Telephone +49 (0)2331 47 09-333
Fax +49 (0)2331 47 09-222
E-Mail rental@scafom-rux.de



RENTAL AND COLLECTION DEPOTS IN GERMANY

Central Depot Hagen

Neue Str. 7
58135 Hagen
Telephone +49 (0) 2331 4709-333

Rental Depot Leipzig

An der Bahn 11
04319 Leipzig-Engelsdorf
Telephone +49 (0)341 251 38 05

Rental Depot Hamburg

Kulemannstieg 5
22457 Hamburg
Telephone +49 (0)40 54 80 57 48

Rental Depot Berlin

Zobtener Str. 73
10317 Berlin-Lichtenberg
Telephone +49 (0)30 51 58 88-22

Rental Depot Munich

Krautgartenstr. 36
85241 Hebertshausen
Telephone +49 (0)175 50 76 708

GENERAL TERMS AND CONDITIONS OF SALE, DELIVERY AND PAYMENT OF RUX GMBH (AS OF: 2017)

§ 1 – Applicability

- These general terms and conditions shall apply exclusively. Any terms and conditions of purchaser that are contrary or different to our terms and conditions shall not apply unless they have been expressly confirmed in writing. Our general terms and conditions of sale, delivery and payment shall also apply when we effect unconditional delivery to the purchaser although we are aware that the purchaser's terms and conditions are contrary or different.
- Our general terms and conditions of sale, delivery and payment shall also apply for all future transactions with purchaser.

§ 2 – Offers

- The offers and quotations we make shall be subject to confirmation in all parts.
- We reserve ownership rights as well as copyrights to illustrations, drawings, calculations and other documents. The documentation mentioned may not be made accessible to third parties without our express written consent.

§ 3 – Prices and terms of payment

- Insofar as nothing to the contrary has been agreed, our prices are quoted "ex works" excluding packaging and freight, which will be invoiced separately.
- All prices we quote are net amounts that are subject to value added tax at the statutory rate valid on the date of invoicing.
- Insofar as nothing to the contrary has been agreed contractually, the purchaser shall be deemed as in default at the latest 30 days after receipt of invoice or request for payment unless default has come about earlier on account of a reminder or overdue notice. The purchaser shall not be entitled to deduct discount without any specific written agreement in this respect.
- The purchaser shall only be entitled to offsetting rights when same's counter claims have been established in law, are undisputed or have been recognised by us. Moreover, the purchaser shall only be authorised to exercise a right of retention when the counter claim is based on the same contractual relationship as the claim for payment.
- An administration fee of EUR 20.00 will be levied on orders below a minimum order value of EUR 50.00.

§ 4 – Delivery and delivery period

- The periods and dates we indicate for delivery and execution shall be deemed as approximate unless a fixed deadline or date has been expressly assured or agreed. When shipments have been agreed, delivery periods and delivery dates shall refer to the time when the goods are handed over to a forwarding agent, carrier or other third party commissioned with the transportation.
- Should we be late in effecting delivery for reasons we are responsible for, purchaser's claims to compensation for the damage caused by the delay shall be limited to an amount of 0.5 % of the value of the delivery for each completed week of delay and to a maximum of 5 % of the value of the delivery. This limitation shall not apply when the delay has been caused with intent, by gross negligence or through the infringement of significant contractual obligations (these are obligations that need to be fulfilled to make the proper performance of the contract at all possible in the first place, whose observance our contractual partner may normally rely on).
- Both claims to compensation on the part of the purchaser for delays in delivery as well as claims for compensation in lieu of delivery going beyond the limits mentioned in Clauses 1. and 2. shall be excluded in all cases of delayed delivery, even after expiry of a deadline that may have been set us for delivery. This shall not apply in cases of intent, gross negligence or injury to life, body or health where liability is mandatory; an amendment of the burden of proof to the disadvantage of the purchaser is not associated with this. The purchaser may only withdraw from the contract within the framework of the statutory provisions when we are responsible for the delay in delivery.
- The purchaser shall, upon our request, be obliged to state within a reasonable period whether it will withdraw from the contract and/or demand compensation in lieu of performance or insist on performance as a result of the delay in delivery.
- Should the purchaser be in default of acceptance or infringe against other cooperation obligations, we shall be entitled to demand compensation for the resulting damage and, in addition, for any additional expenses incurred. In such cases, the risk of an accidental loss or deterioration of the purchased item(s) shall pass to the purchaser at that moment when same is in default of acceptance.
- Acts of God or operational disruptions affecting either us or our suppliers that, through no fault of our own, temporarily prevent us from supplying the contractual object(s) at the agreed time or within the agreed period shall correspondingly move backward the dates and prolong the periods mentioned in Clauses 1 to 5 of this paragraph by the duration of the default caused by these circumstances. The purchaser may withdraw from the contract if such disruptions result in a postponement in delivery of more than four months. Other cancellation rights shall remain unaffected by this.
- The adherence to agreed delivery dates or legally set delivery periods presupposes that we are supplied by our sub-suppliers punctually with the ordered input material or purchased parts necessary for the fulfilment of the order commissioned (reservation of self-supply). Should we not be able to adhere to agreed or set delivery periods as a result of non-punctual delivery from our sub-suppliers, we shall not be deemed to be in default when the input material was ordered in good time and we have otherwise made every reasonable effort to ensure punctual delivery of the input material.

§ 5 – Transfer of risk

- Insofar as nothing to the contrary has been contractually established, "ex works" delivery shall be deemed as agreed. This shall also apply when the purchased item(s) is/are despatched to another address at the request of the purchaser. The risk shall transfer to the purchaser when the purchased item(s) is/are handed over to the transport party.
- We shall take out transportation insurance for the delivery if this is requested by the purchaser; the costs resulting for this shall be borne by purchaser.
- The material is normally supplied unpacked and unprotected against rust. In the case of packed material, the purchaser assumes the obligation of unpacking and disposing of the packaging at own expense.

§ 6 – Warranty claims

- Warranty rights on the part of the purchaser are subject to it having properly exercised its inspection and complaint obligations pursuant to § 377 HGB (German Commercial Code). § 377 HGB shall also apply correspondingly when we are purely perform work on behalf of the purchaser. Additionally, the delivered goods are to be properly and correctly stored, processed and used. Correct and proper storage of wooden material, for example, means it is appropriately ventilated. A correct and proper handling of scaffolding when it is assembled or disassembled necessitates compliance with all prescribed technical provisions including the DIN standards as well as observation of all approval requirements and state guidelines.
- Insofar as the purchased item(s) is/are faulty, we shall always be provided with an opportunity of putting things right first (supplementary performance) as per § 439 BGB (German Civil Code).
- Should we not be willing or able to rectify the situation or should such supplementary performance be delayed beyond a reasonable period of time on grounds that we are responsible for, or should supplementary performance be unsuccessful for other reasons, the purchaser shall be free to decide whether to withdraw from the contract or to demand a lowering of the purchase price (reduction).
- Insofar as nothing to the contrary has been agreed below, more far-reaching claims on the part of the purchaser – irrespective of the legal grounds – shall be deemed excluded. We are not therefore liable for claims that do not concern the delivered item itself: in

particular, we are not liable for missed earnings or other financial losses of the purchaser. The above exemption from liability shall not apply when the damage was caused through intent or gross negligence or in cases of injury to life, body or health. Similarly, it will not apply when we have assumed a guarantee for the quality of the item or its durability. The above exemption from liability shall again not apply to damage caused as a consequence of the culpable infringement of significant contractual obligations (these are obligations that need to be fulfilled to make the proper performance of the contract at all possible in the first place, whose observance our contractual partner may normally rely on). Insofar as it is not a case of intent or gross negligence or that we have assumed any guarantees, our liability in such situations shall be limited in terms of its amount to the level of foreseeable damage typical for this type of contract.

- Any warranty claims on the part of the purchaser shall be barred after twelve months. This shall not apply when longer periods as per § 438 [1] No. 2 BGB (Construction Work and Objects for Construction Work), § 479 [1] BGB (Right of Recourse) and § 634a [1] No. 2 BGB (Construction Defects) are required by law.

§ 7 – Total liability

- More far-reaching liability for compensatory damages and reimbursement of expenditure than that envisaged in § 6 – irrespective of the legal nature of the asserted claim – shall be deemed excluded. This provision shall not apply to claims that are filed against us pursuant to §§ 1 and 4 of the Product Liability Act. Similarly, the exclusion of liability shall not apply in cases of intent, gross negligence, injury to life, body or health or when significant contractual obligations are infringed (these are obligations that need to be fulfilled to make the proper performance of the contract at all possible in the first place, whose observance our contractual partner may normally rely on). However, the amount of the claim for damages in the event of infringement of significant contractual obligations shall be limited in terms of its amount to the level of foreseeable damage typical for this type of contract insofar as it is not a case of intent or gross negligence or there is liability on account of an injury to life, body or health. An amendment of the burden of proof to the disadvantage of the purchaser is not associated with the above provisions.
- Insofar as our liability is excluded or limited, this shall also extend to the personal liability of our employees, workforce, staff members, representatives and agents.

§ 8 – Retention of title

- We reserve the right of ownership to the purchased item until full payment of the purchase price including the incidental expenses (freight, packing etc). In the event of any behaviour on the part of the orderer that is contrary to the contractual obligations, in particular in a case of default in payment, we shall be entitled to withdraw from the contract and take back the purchased item. We shall be authorised to remarket the purchased item after taking it back. After deducting the appropriate amount of remarketing costs, the remaining proceeds shall be set off against the obligation of the orderer.
- The purchaser shall be obliged to treat the purchased item(s) carefully. Same shall insure such at own expense against fire, water and theft with the insured sum being adequate to cover the replacement value. The purchaser shall carry out any service and maintenance work that may be or become necessary in good time and at own expense.
- The purchaser shall be obliged to notify us immediately in writing of any seizure or other interventions of third parties. In such cases, the purchaser is also obliged to support us in full in the court and out-of-court assertion of our rights, in particular to furnish us with the necessary documents.
- The purchaser shall be entitled to resell the purchased item(s) in the ordinary course of its business. However, the purchaser here-with already assigns all its claims against its customers or third parties arising from such reselling in the amount of the final invoice amount (including VAT). This assignment shall apply irrespective of whether the purchased item(s) is/are resold without or after being processed. We herewith accept such assignment. The purchaser shall remain entitled to collect its claims within the framework of its ordinary course of business. This entitlement shall lapse when the purchaser does not meet its payment obligations out of the proceeds received, or when same defaults in payment. It also lapses when application is made for the opening of insolvency or composition proceedings on purchaser's assets or when the purchaser suspends payments. In such cases, we shall be entitled to collect the assigned claim ourselves. The purchaser shall be obliged to provide us with all the necessary information and associated documents to enable collection. In such a case, the purchaser shall also be obliged to notify the debtor (third party) of the assignment.
- The processing or transformation of the purchased item(s) is always done on our behalf by the purchaser. If the purchased item(s) is/are processed with other objects not belonging to us, we acquire co-ownership of the new item in the relation of the value of the purchased item(s) to the other processed item(s) at the point in time of processing. Incidentally, the same shall apply to the object(s) created in the processing operation as for the purchased item(s) supplied under retention of ownership.
- If the purchased item(s) is/are inseparably combined with other objects not belonging to us, we acquire co-ownership of the new item in the relation of the value of the purchased item(s) to the other combined item(s) at the point in time of processing. If combination has meant that the object of the purchaser is to be considered the main item, it shall be deemed as agreed that the purchaser proportionately transfers co-ownership. The purchaser shall safe-keep the resulting sole or co-ownership on our behalf.
- At the request of the purchaser we undertake to release the collateral we are entitled to when the realisable value of the collateral exceeds the claim to be secured by more than 10 %. We shall select the collateral to be released at our own discretion. In such cases, the purchaser shall mark the scaffolding material in its possession in such a way that it is possible to unambiguously identify the material still standing in our ownership. Should the assignment of claims be waived, the purchaser shall be obliged to previously disclose all its claims resulting from the sale of scaffolding material.

§ 9 – Place of fulfilment, applicable law and place of jurisdiction

- Insofar as nothing to the contrary has been agreed contractually, the place of fulfilment shall be the registered offices of the company. These are located in Hagen.
- The law of the Federal Republic of Germany shall apply exclusively to all business relations with us. Application of the UN Convention on Contracts the International Sale of Goods shall be deemed excluded.
- Insofar as the purchaser is a qualified businessperson, the courts of the Federal Republic of Germany shall have international jurisdiction in the event of any legal disputes. The place of jurisdiction shall in all events be the location of our company. We are however entitled to bring proceedings against the purchaser at same's general place of jurisdiction. This competency provision shall also apply for claims arising out of bills of exchange or cheques.
- Should the purchaser infringe against VAT law provisions, in particular with regard to stating a VAT ID number, the purchaser shall be obliged to compensate us for any taxation disadvantage thus ensuing. We reserve the right to file more far-reaching claims for damages.

§ 10 – Final provisions

Should these general terms and conditions of sale, delivery and payment contain any loopholes, it shall be deemed as agreed that they be replaced by such legally effective provisions that the parties to the contract would have agreed upon in view of the commercial objectives of the contract and the purpose of these general terms and conditions of sale, delivery and payment if they had known about such loopholes.

ORDER FAX

**Simply copy the fax form,
fill it in and fax it to:
+49 (0) 2331 4709-222**

Firm:	Customer No.:
Street:	Tel.:
Country/Postcode/Town:	Fax:
Purchaser:	Email:

☐ ORDER / ☐ ENQUIRY

Order confirmation/Please send offer ☐ by post / ☐ by fax / ☐ by e-mail

Goods designation	Article No.	Quantity	Unit price €	Value of goods €
Order value €				

Date:	The General Sales, Delivery and Payment Terms and Conditions of RUX GmbH shall apply. Any secondary agreements, subsequent amendments or other assurances that may have been made will strictly need to have been confirmed in writing to be valid.
Delivery address:	
Street:	
Country/Postcode/Town:	
Contact person on delivery:	
Tel.:	Stamp/Signature:



SMART DETAILS

WBS | WEATHER AND BUILDING SITE PROTECTION

MODULAR SCAFFOLDING

FAÇADE SCAFFOLDING

WEATHER PROTECTION

BUILDING SITE PROTECTION

MOBILE SCAFFOLDS

PROPS

ACCESSORIES

IDEAS

**SMART
DETAILS
GREAT
SOLUTIONS!**



APP



Vimeo | YouTube



FACEBOOK



SCAFOM-RUX.DE

scafom-rux Deutschland · RUX GmbH
Neue Str. 7 · 58135 Hagen · Germany
T +49 2331 4709-0 · info@scafom-rux.de

 **scafom-rux**